



Flash Eurobarometer 489

Perceived independence of the national justice systems in the EU among the general public

Report



Fieldwork:

March-April 2021

Publication:

July 2021

Survey requested by the European Commission, Directorate-General for Justice and Consumers and coordinated by the Directorate-General for Communication

This document does not represent the point of view of the European Commission. The interpretations and opinions contained in it are solely those of the authors.

Flash Eurobarometer 489 – Ipsos European Public Affairs



Flash Eurobarometer 489

Report

Perceived independence of the national justice systems in the EU among the general public

March–April 2021

Survey conducted by Ipsos European Public Affairs at the request of the European Commission,
Directorate-General for Justice and Consumers

Survey coordinated by the European Commission, Directorate-General for Communication
(DG COMM “Media Monitoring and Eurobarometer” Unit)

Project title Flash Eurobarometer 489 Perceived independence of the national justice systems in the EU among the general public – March-April 2021
Report

Linguistic version EN

Catalogue number DS-02-21-918-EN-N

ISBN 978-92-76-40263-3
doi:10.2838/7889

© European Union, 2021

<https://europa.eu/eurobarometer>

Table of contents

Introduction	1
Key findings.....	3
Section 1: Perceived independence of courts and judges among the general public.....	4
Section 2: Main reasons among the general public for the perceived independence of the national justice systems.....	8
1. Positive assessments	8
a. Status and position of judges	9
b. Economic interests.....	11
c. Political pressure.....	13
d. Socio-demographic considerations	14
e. Analysis based on all respondents	16
2. Negative assessments.....	18
a. Political pressure.....	19
b. Economic interests.....	21
c. Status and position of judges	23
d. Socio-demographic considerations	24
e. Analysis based on all respondents	26
Technical specifications.....	28
Questionnaire	29
Data annex.....	32

Introduction

This Flash Eurobarometer survey explores EU citizens' perceptions about the independence of the judiciary across the 27 EU Member States.

The results of these surveys feed into the EU Justice Scoreboard, which provides data on the efficiency, quality, and independence of national justice systems – essential parameter of effective justice systems. Effective justice systems are essential for implementing EU law and for upholding the rule of law and the values upon which the EU is founded. Effective justice systems are also essential for mutual trust, the investment climate and the sustainability of long-term growth.

This Flash Eurobarometer survey explores:

- EU citizens' perceptions of the independence of courts and judges in their country;
- The reasons for these perceptions, both positive and negative.

For this Flash Eurobarometer, a representative sample of EU citizens, aged 15 and over, in each of the 27 EU Member States was interviewed. Between 29 March and 9 April 2021, 25,827 interviews were conducted over the telephone (landline and mobile phones) by Ipsos European Public Affairs.

Results are presented from an EU, country and socio-demographic perspective, and are compared to the results of the previous survey in this series, conducted in January 2020 (Flash Eurobarometer 483¹). Survey data are weighted to known population proportions. The EU27 averages are weighted according to the size of the 15+ population of each Member State. A technical note on the methods applied to conduct the survey is appended as an annex to this report.

¹ <https://ec.europa.eu/commfrontoffice/publicopinion/index.cfm/ResultDoc/download/DocumentKy/90541>

Notes:

- 1) Survey results are subject to sampling tolerances meaning that not all apparent differences between groups may be statistically significant. Thus, only differences that are statistically significant (at the 5% level) – i.e. where it can be reasonably certain that they are unlikely to have occurred by chance – are highlighted in the text.
- 2) The report looks at the most recent year-on-year changes at national and EU level. The term percentage point is used when comparing two different percentages (the abbreviation is pp). Year-on-year differences are calculated from percentages with one decimal and are then rounded to the nearest integer.
- 3) Due to rounding, the percentages shown in the charts and tables do not always exactly add up to the totals mentioned in the text.
- 4) In this report, countries are referred to by their official abbreviation. The abbreviations used in this report correspond to:

BE		Belgium	LT		Lithuania
BG		Bulgaria	LU		Luxembourg
CZ		Czechia	HU		Hungary
DK		Denmark	MT		Malta
DE		Germany	NL		Netherlands
EE		Estonia	AT		Austria
IE		Ireland	PL		Poland
EL		Greece	PT		Portugal
ES		Spain	RO		Romania
FR		France	SI		Slovenia
HR		Croatia	SK		Slovakia
IT		Italy	FI		Finland
CY		Rep. of Cyprus*	SE		Sweden
LV		Latvia			

* Cyprus as a whole is one of the 27 EU MS. However, the ‘acquis communautaire’ has been suspended in the part of the country which is not controlled by the government of the Republic of Cyprus. For practical reasons, only the interviews carried out in the part of the country controlled by the government of the Republic of Cyprus are included in the ‘CY’ category.

Key findings

Most respondents rate the independence of courts and judges in their country as good

- 54% of EU citizens rate the justice system in their country – in terms of the independence of courts and judges – as good, while 35% say it is bad. These results have remained stable since 2020.
- In 18 Member States, at least half of all respondents rate the independence of courts and judges in their country as good. This proportion varies between 84% in Austria and 17% in Croatia.
- Compared to 2020, respondents in Malta (+17 percentage points) and Romania (+14 pp) are now more likely to rate the independence of their courts and judges as good, while those in Denmark and Sweden (both -11 pp) are now less likely to do so.
- Male respondents, those aged 15-24, those who remained longer in education and employees are the most likely to rate the independence of their justice system as good. The same applies to those who have not been involved in a court dispute.

The status and position of judges is most often given as the reason for rating the independence of courts and judges as good

- Respondents who rate the independence of their justice system as good are the most likely to say this is due to the status and position of judges sufficiently guaranteeing their independence (80%), while 63% mention the lack of interference of pressure from economic or other specific interests and 61% the absence of interference or pressure from government and politicians. These results have remained stable since 2020.
- Those who remained longer in education are the most likely to say each of these reasons explains their positive rating. Employees are more likely to say each reason explains their rating, compared with those who are not working.

Interference or pressure from government and politicians is the most likely reason for rating the level of independence of the national courts and judges as bad

- More than seven in 10 respondents who rate the independence of their justice system as bad do so because of interference or pressure from government and politicians (79%), or from economic or other specific interests (74%). This compared to 63% who say the fact that the status and position of judges do not sufficiently guarantee their independence explains their rating.
- Compared with 2020, respondents are now more likely to say the lack of guarantees provided by the status and position of judges (+7 pp), interference or pressure from governments or politicians (+6 pp), or interference or pressure from economic or other specific interests (+4 pp) explain why they rate the independence of the justice system in their country as poor.
- Those who remained in education for longer, employees and the self-employed are generally the most likely to say each reason explains their negative rating.

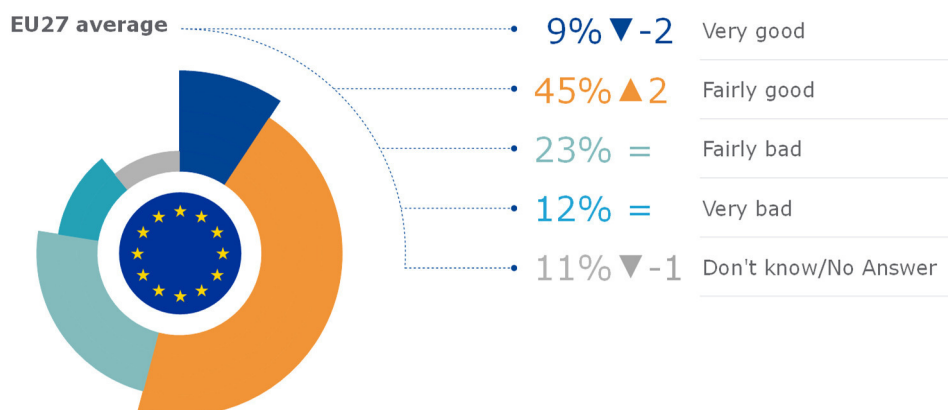
Section 1: Perceived independence of courts and judges among the general public

This section of the report discusses EU citizens' perceptions of the independence of courts and judges in their country.

A slim majority of EU citizens rate the independence of courts and judges in their country as good

More than half (54%) of EU citizens rate the justice system in their country – in terms of the independence of courts and judges – as good: 9% say it is 'very good' and 45% that it is 'fairly good'. About one third (35%) say the independence of courts and judges is bad, with 23% saying it is 'fairly bad' and 12% that it is 'very bad'.

Q1 From what you know, how would you rate the justice system in (THIS COUNTRY) in terms of the independence of courts and judges? Would you say it is very good, fairly good, fairly bad or very bad? (% - EU27)



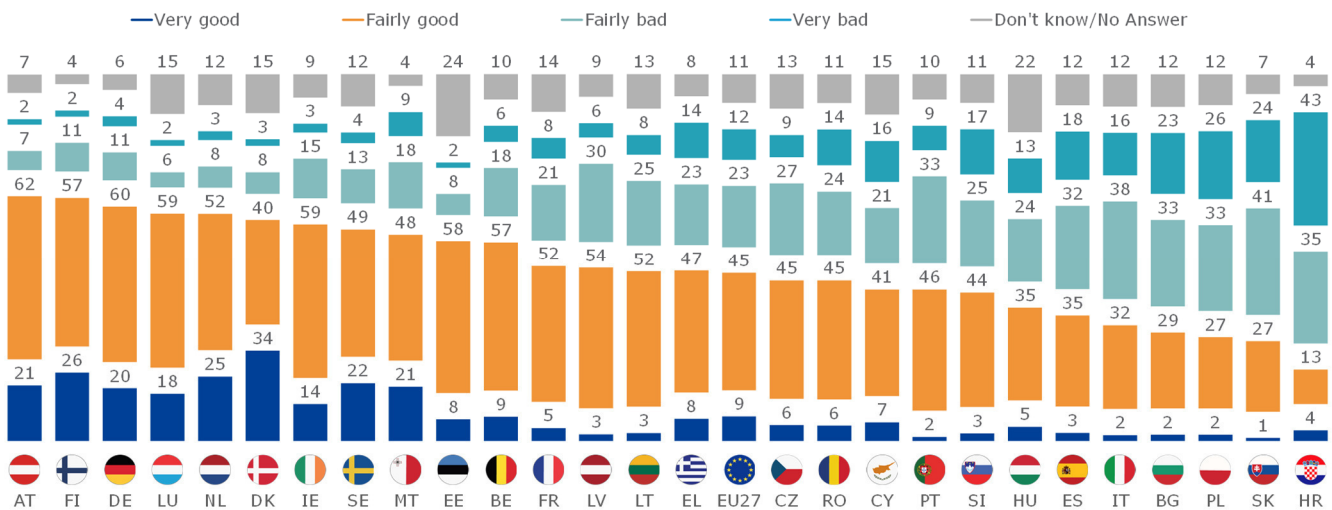
Base: all respondents (n=25,827) ▼▲ Evolution 03-04/2021-01/2020

Compared to 2020, the proportion saying the independence of the courts and judges in their country is either good or bad has remained the same. The proportion who say it is 'very good' declined by two percentage points to 9%, whereas the proportion saying it is 'fairly good' increased by two percentage points to 45%.

Opinion about the independence of courts and judges varies considerably across Member States. In 18 countries, the majority rate the justice system in terms of the independence of courts and judges as good, with respondents in Austria (84%), Finland (83%) and Germany (80%) being the most likely to say this. At the other end of the scale, 17% in Croatia, 28% in Slovakia and 30% in Poland rate the independence of their courts and judges as good.

Respondents in Denmark (34%) are more likely than those in other countries to rate the independence of courts and judges as 'very good', followed by 26% in Finland and 25% in the Netherlands. At the other end of the scale, 43% of respondents in Croatia rate the independence of their courts and judges as 'very bad'.

Q1 From what you know, how would you rate the justice system in (THIS COUNTRY) in terms of the independence of courts and judges? Would you say it is very good, fairly good, fairly bad or very bad? (%)²

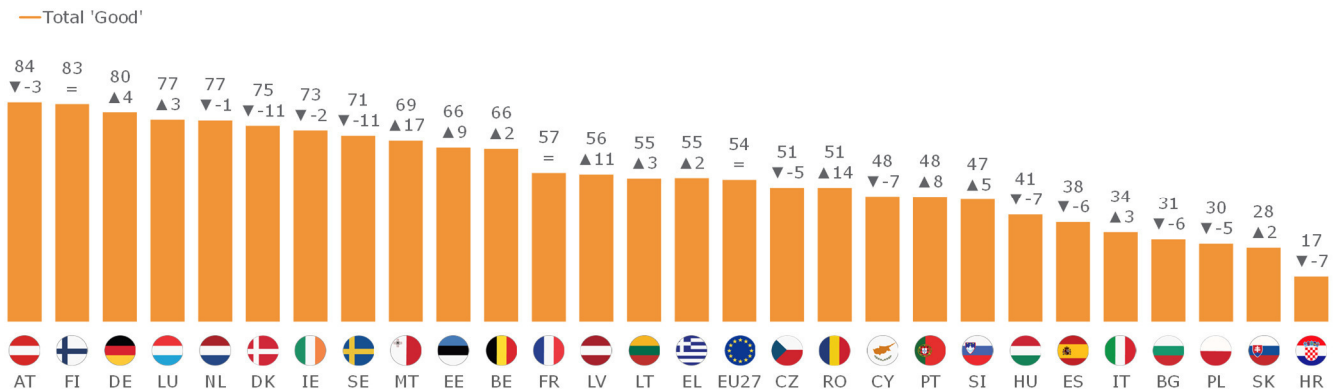


Base: all respondents (n=25,827)

² The chart shows individual categories that have been rounded (very good, good, bad, very bad and no answer). However, the chart has been ranked according to the rounded category total good (very good + good).

Compared to 2020, opinion about the independence of courts and judges has become more positive in Malta (+17 pp), Romania (+14 pp) and Latvia (+11 pp). However, respondents in Denmark and Sweden (both -11 pp), as well as those in Cyprus, Hungary and Croatia (all -7 pp) are now less likely to rate this independence as good.

Q1 From what you know, how would you rate the justice system in (THIS COUNTRY) in terms of the independence of courts and judges? Would you say it is very good, fairly good, fairly bad or very bad? (% - Total 'Good')



Base: all respondents (n=25,827) ▼▲ Evolution 03-04/2021-01/2020

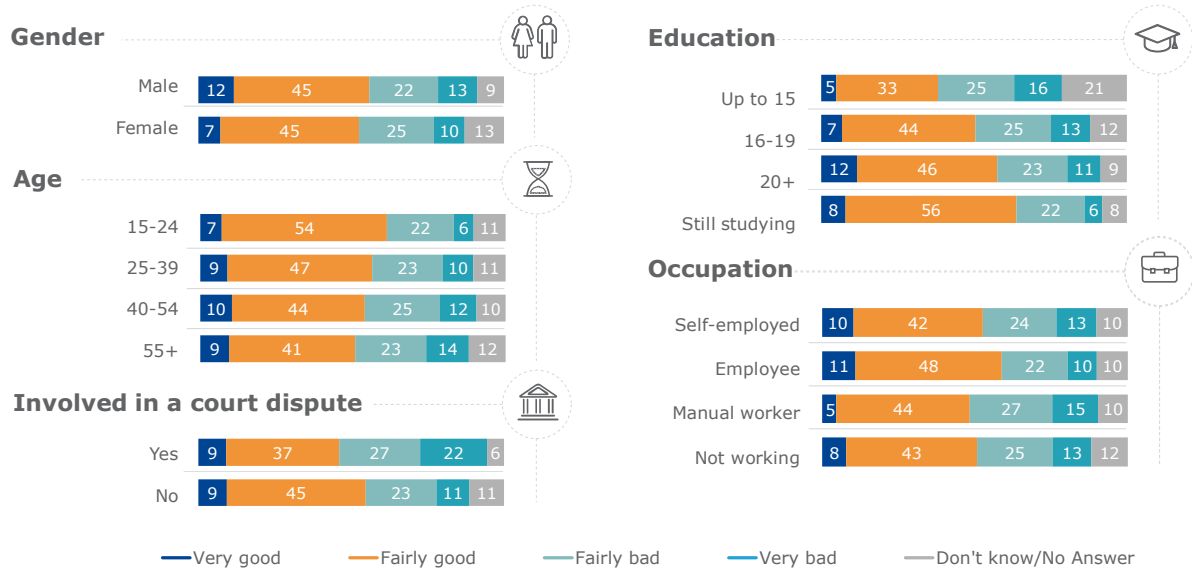
The socio-demographic analysis shows the following:

- Men are more likely than women to rate the independence of courts and judges as 'very good' (12% vs 7%); in total, 56% of men, compared to 53% of women, rate this independence as good.³
- Those aged 15-24 (and those still in education) are the most likely to rate the independence of courts and judges as good, particularly compared to those aged 55 or older (61% of 15-24 year-olds and 64% of those still in education vs 51% of over 55 year-olds).
- The longer respondents remained in education, the more likely they are to rate the independence of courts and judges as good: 58% of those who completed education aged 20+ say this, compared to 38% of those who completed education aged 15 or younger.
- In terms of occupation, employees are the most likely to rate the independence of courts and judges in their country as good, particularly compared to manual workers (59% vs 48%). Manual workers are also the least likely to rate this independence as 'very good' (5% vs 11% of employees).

³ The standard gender question of the Flash Eurobarometer has been revised to allow participants to express their gender in a way they prefer. Respondents can answer "Male", "Female" or to identify themselves "in another way". An option for "Prefer not to say" is also included. In this report, only the results for respondents who answered "male" or "female" are shown as the number of respondents selecting the other responses is below the reporting threshold.

- Those who in the last two years have been involved in a dispute that went to court are less likely to say the independence of courts and judges is good, compared to those who have not been involved in such a dispute (46% vs 55%). In fact, 49% of those who have been involved in a dispute rate the independence as bad, compared to 34% who have not been involved.

Q1 From what you know, how would you rate the justice system in (THIS COUNTRY) in terms of the independence of courts and judges? Would you say it is very good, fairly good, fairly bad or very bad? (% - EU27)



Base: all respondents (n=25,827)

Section 2: Main reasons among the general public for the perceived independence of the national justice systems

This chapter considers the reasons for respondents making positive or negative assessments of the independence of courts and judges in their country.

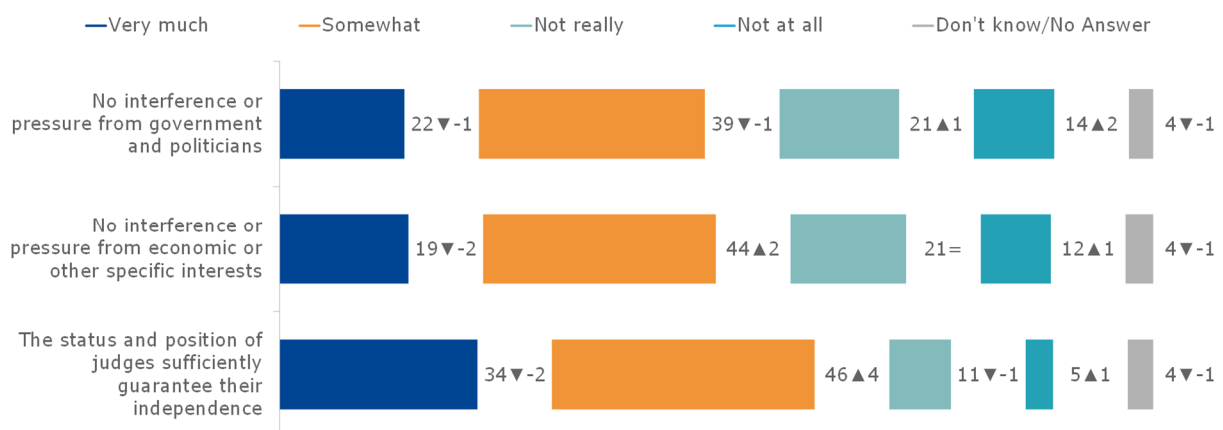
1. Positive assessments

Four in five say the status and position of judges is the reason for their positive rating of the independence of courts and judges in their country

Respondents who rated the justice system in their country – in terms of the independence of courts and judges – as good⁴ were asked to which extent the status of judges, a lack of interference or pressure from governments or politicians, or from economic or special interests, explained their rating.

Four in five of this group of respondents say that their positive rating is explained by the fact that the status and position of judges sufficiently guarantee their independence, with 34% saying this reason ‘very much’ explains their rating. 63% say a lack of interference or pressure from economic or other specific interests explains their positive rating, with 19% saying this ‘very much’ explains it. A similar proportion (61%) say a lack of interference or pressure from government and politicians explains their rating, with 22% saying this ‘very much’ explains it. Overall results (very much and somewhat combined) are stable compared to 2020.

Q2b Could you tell me to what extent each of the following reasons explains your rating of the independence of the justice system in (THIS COUNTRY): (% - EU27)



Base: respondents rating the independence of justice in their national justice system as good (n=13,972)

▼▲ Evolution 03-04/2021-01/2020

⁴ Answering ‘fairly good’ or ‘very good’.

a. Status and position of judges

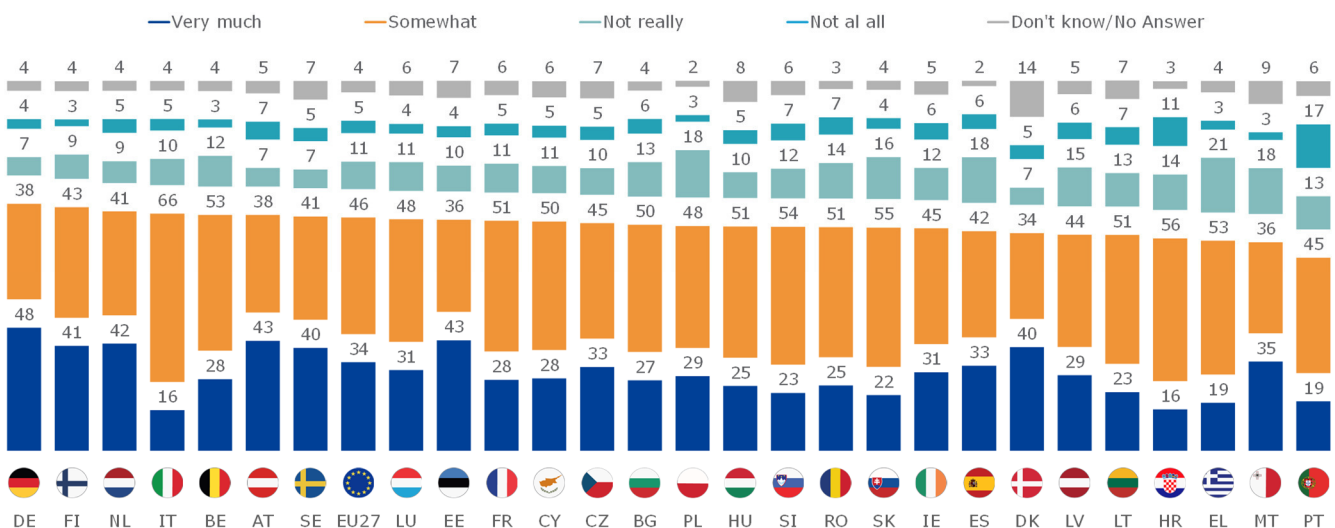
At least 70% of respondents in all but one of the Member States say the fact that the status and position of judges sufficiently guarantee their independence is a reason for their positive rating. Respondents in Germany (85%), Finland (84%), the Netherlands and Italy (both 82%) are the most likely to say this. Respondents in Portugal (65%), followed by those in Malta and Greece (both 71%), are the least likely to say this reason explains their rating.

Respondents in Germany (48%), Austria and Estonia (both 43%) are the most likely to say this reason 'very much' explains their rating, while those in Italy, Croatia (both 16%), Greece and Portugal (both 19%) are the least likely to do so. Those in Italy (66%), Croatia (56%) and Slovakia (55%) are the most likely to say this 'somewhat' explains their rating, while respondents in Denmark (34%), Estonia and Malta (both 36%) are the least likely to say this.

Around one in five respondents in Greece (21%), Poland, Spain and Malta (all 18%) say the fact that the status and position of judges sufficiently guarantee their independence is 'not really' a reason for their rating. At the other end of the scale, those in Germany, Austria, Sweden and Denmark (all 7%) are the least likely to say this. In Portugal (17%) respondents are the most likely to say this does not explain their rating at all, followed by Croatia (11%). By contrast, 3% in Finland, Belgium, Poland, Greece and Malta say the same.

Q2b.3 Could you tell me to what extent each of the following reasons explains your rating of the independence of the justice system in (THIS COUNTRY):

The status and position of judges sufficiently guarantee their independence (%)



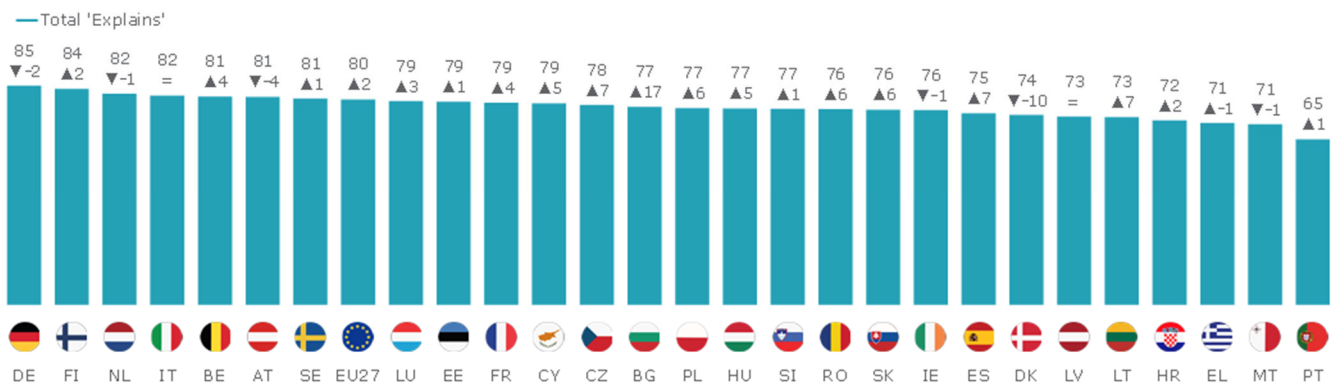
Base: respondents rating the independence of justice in their national justice system as good (n=13,972)

Compared to 2020, respondents in Bulgaria (+17 pp), Czechia, Spain and Lithuania (all +7 pp) are now more likely to say that the fact that the status and position of judges sufficiently guarantee their independence explains their good rating of the independence of their national justice system. By contrast, those in Denmark (-10 pp) are now less likely to say this.

Q2b.3 Could you tell me to what extent each of the following reasons explains your rating of the independence of the justice system in (THIS COUNTRY):

The status and position of judges sufficiently guarantee their independence

(% - Total 'Explains')



Base: respondents rating the independence of justice in their national justice system as good (n=13,972)

▼▲ Evolution 03-04/2021-01/2020

b. Economic interests

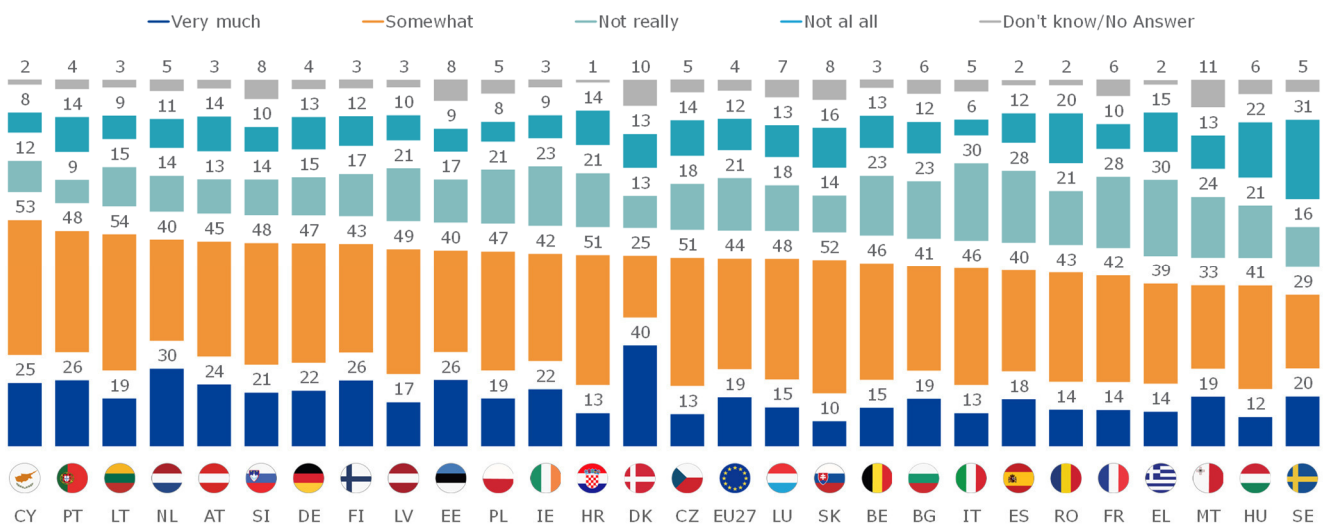
In all but one country, at least half of respondents say that no interference or pressure from economic or other specific interests is a reason they rate the independence of the justice system in their country as good. Proportions range from 73% in Lithuania, 74% in Portugal and 78% in Cyprus to 48% in Sweden and 52% in Hungary and Malta.

Respondents in Denmark (40%), the Netherlands (30%), Estonia, Finland and Portugal (all 26%) are the most likely to say this 'very much' explains their rating, while those in Slovakia (10%), Hungary (12%) Croatia, Czechia and Italy (all 13%) are the least likely to do so. Respondents in Lithuania (54%) and Cyprus (53%) are the most likely to say this 'somewhat' explains their rating, while respondents in Denmark (25%) and Sweden (29%) are the least likely to do so.

Respondents in Italy, Greece (both 30%), Spain and France (both 28%) are the most likely to say that no interference or pressure from economic or other specific interests is 'not really' a reason for their rating, compared to 9% in Portugal, 12% in Cyprus and 13% in both Austria and Denmark. Finally, those in Sweden (31%), Hungary (22%) and Romania (20%) are the most likely to say this does not explain their rating at all, while those in Italy (6%), Cyprus and Poland (both 8%) are the least likely to say this.

Q2b.2 Could you tell me to what extent each of the following reasons explains your rating of the independence of the justice system in (THIS COUNTRY):

No interference or pressure from economic or other specific interests (%)



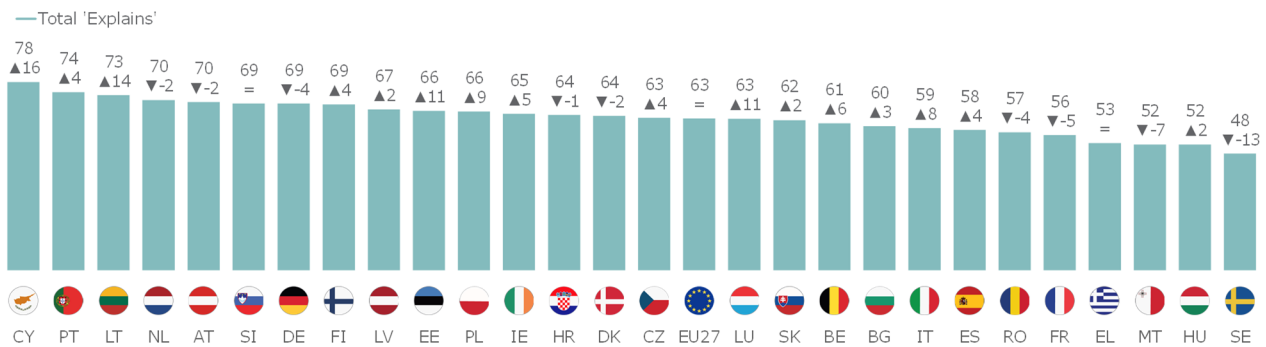
Base: respondents rating the independence of justice in their national justice system as good (n=13,972)

Compared to 2020, respondents in Cyprus (+16 pp), Lithuania (+14 pp), Estonia and Luxembourg (both +11 pp) are now more likely to say a reason for their good rating of the level of independence of courts and judges in their country is the absence of interference or pressure from economic or other specific interests. By contrast, respondents in Sweden (-13 pp), Malta (-7 pp) and France (-5 pp) are now less likely to say that this reason explains their rating.

Q2b.2 Could you tell me to what extent each of the following reasons explains your rating of the independence of the justice system in (THIS COUNTRY):

No interference or pressure from economic or other specific interests

(% - Total 'Explains')



Base: respondents rating the independence of justice in their national justice system as good (n=13,972)

▼▲ Evolution 03-04/2021-01/2020

c. Political pressure

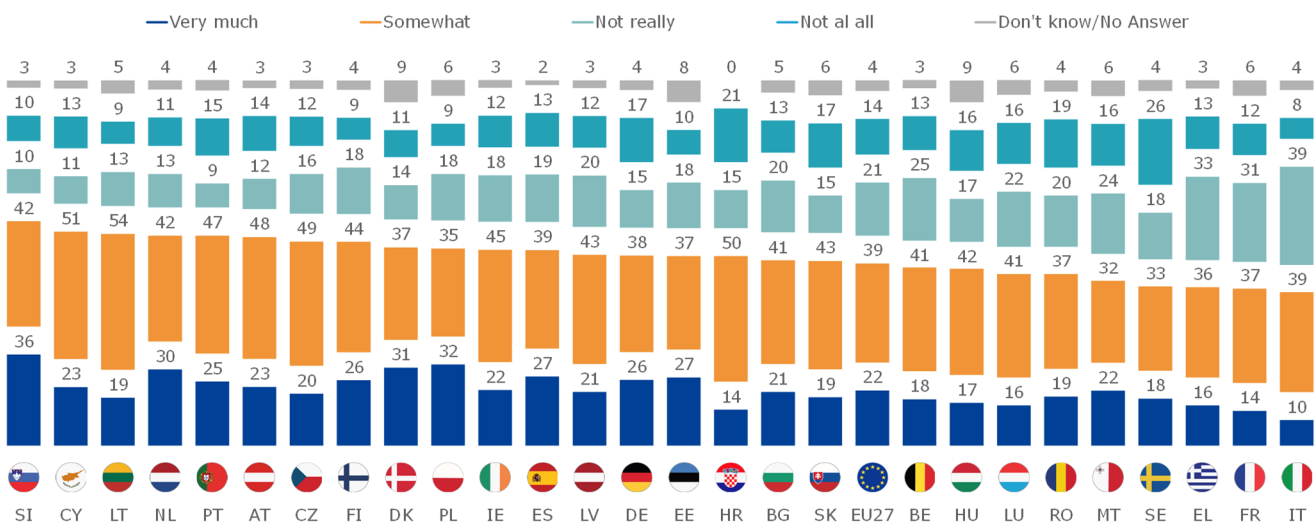
In all but one country, more than half of respondents say a lack of interference or pressure from government and politicians is a reason for their good rating of the level of independence of the justice system in their country. However, there is some variation between Member States, with proportions ranging from 49% in Italy and 51% in France and Greece, to 73% in Lithuania, 74% in Cyprus and 78% in Slovenia.

Respondents in Slovenia (36%), Poland (32%) and Denmark (31%) are the most likely to say this reason 'very much' explains their positive rating of the independence of the justice system in their country, compared to 10% in Italy, and 14% in Croatia and France. Respondents in Lithuania (54%), Cyprus (51%) and Croatia (50%) are the most likely to say this 'somewhat' explains their rating, while those in Malta (32%), Sweden (33%) and Poland (35%) are the least likely to do so.

Respondents in Italy (39%), Greece (33%) and France (31%) are the most likely to say no interference or pressure from government and politicians is 'not really' a reason for their rating of the independence of the justice system in their country, while those in Portugal (9%), Slovenia (10%) and Cyprus (11%) are the least likely to do so. 26% of respondents in Sweden and 21% in Croatia say this does not explain their rating at all. By contrast, 8% in Italy and 9% in Lithuania, Finland and Poland say the same.

Q2b.1 Could you tell me to what extent each of the following reasons explains your rating of the independence of the justice system in (THIS COUNTRY):

No interference or pressure from government and politicians (%)

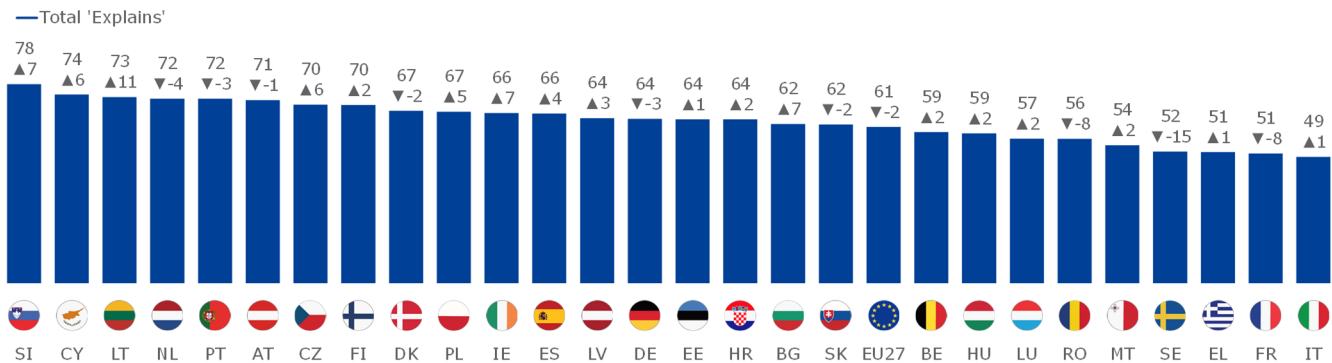


Base: respondents rating the independence of justice in their national justice system as good (n=13,972)

Compared to 2020, the proportion of respondents saying no interference or pressure from government and politicians is a reason for their good rating of the level of independence of the justice system in their country has increased the most in Lithuania (+11 pp), Slovenia, Ireland and Bulgaria (all +7 pp). The largest declines are observed in Sweden (-15 pp), France and Romania (both -8 pp).

Q2b.1 Could you tell me to what extent each of the following reasons explains your rating of the independence of the justice system in (THIS COUNTRY):

No interference or pressure from government and politicians (% - Total 'Explains')



Base: respondents rating the independence of justice in their national justice system as good (n=13,972)






▼▲ Evolution 03-04/2021-01/2020

d. Socio-demographic considerations

The socio-demographic analysis shows the following:

- Respondents aged 15-24 are less likely than those in other age groups to say that the various reasons explain their rating. For example, 75% of people aged 15-24 say the fact that the status and position of judges sufficiently guarantee their independence explains their rating, compared with 81%-82% in other age groups.
- The longer a respondent remained in education, the more likely they are to say each of these reasons explains their rating. For example, 83% of those who completed their education aged 20 or older say the fact that the status and position of judges sufficiently guarantee their independence explains their rating, compared to 66% of those who completed their education aged 15 or younger.
- Employees are more likely to say each reason explains their rating, compared with those who are not working. For instance, 64% of employees say a lack of interference or pressure from government and politicians explains their rating, compared with 58% of those not in work.
- There are no significant differences in the answers of respondents who have been involved in a dispute that has gone to court in the last two years, compared with those who have not been to court. There are also no significant differences observed between men and women.

Q2b Could you tell me to what extent each of the following reasons explains your rating of the independence of the justice system in (THIS COUNTRY): (% - EU27)

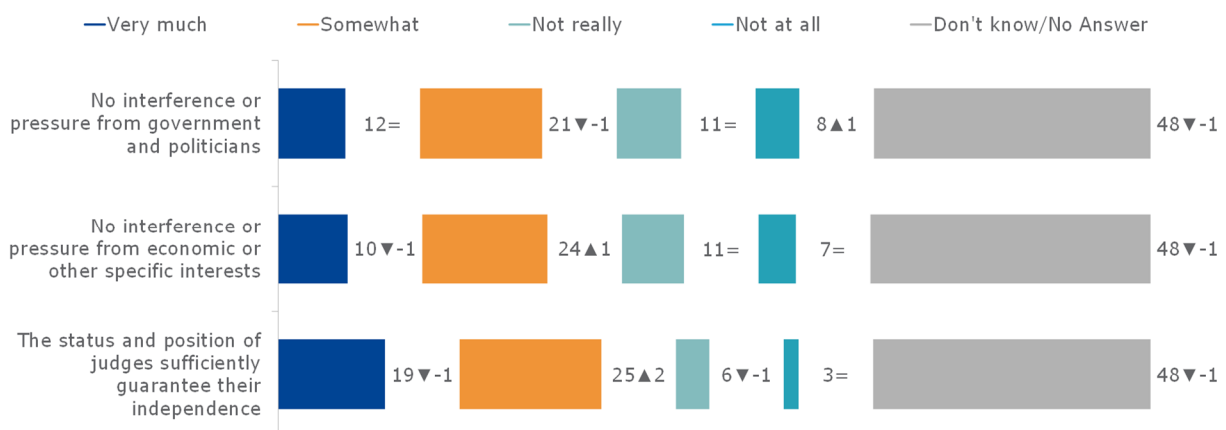
	No interference or pressure from government and politicians		No Interference or pressure from economic or other specific interests		The status and position of judges sufficiently guarantees their independence	
	Explains (total)	Does not explain (total)	Explains (total)	Does not explain (total)	Explains (total)	Does not explain (total)
EU27	61	35	63	33	80	16
 Gender						
Men	61	35	63	34	82	15
Women	61	34	63	32	79	16
 Age						
15-24	59	38	60	38	75	21
25-39	63	33	66	31	81	15
40-54	63	34	64	33	82	14
55+	60	35	62	33	81	15
 Education						
Up to 15	55	38	55	37	66	24
16-19	60	35	64	31	79	16
20+	63	34	64	32	83	13
Still studying	59	38	60	39	77	19
 Occupation						
Self-employed	61	36	64	34	83	14
Employee	64	32	65	31	82	14
Manual worker	60	33	65	31	76	18
Not working	58	37	60	35	78	18
 Involved in dispute which went to court						
Yes	58	36	64	31	77	17
No	61	35	63	33	80	15

Base: respondents rating the independence of justice in their national justice system as good (n=13,972)

e. Analysis based on all respondents

The chart below shows the results for this question when using the answers of all respondents. Overall, 43% say the fact that the status and position of judges sufficiently guarantee their independence explains why they rate the independence of their justice system, in terms of independence of courts and judges, as good. About one third say the lack of interference or pressure from economic or other specific interests (34%) or government and politicians (33%) explains why they think the independence of their justice system is good. Results have remained stable compared to 2020.

Q2b Could you tell me to what extent each of the following reasons explains your rating of the independence of the justice system in (THIS COUNTRY): (% - EU27)



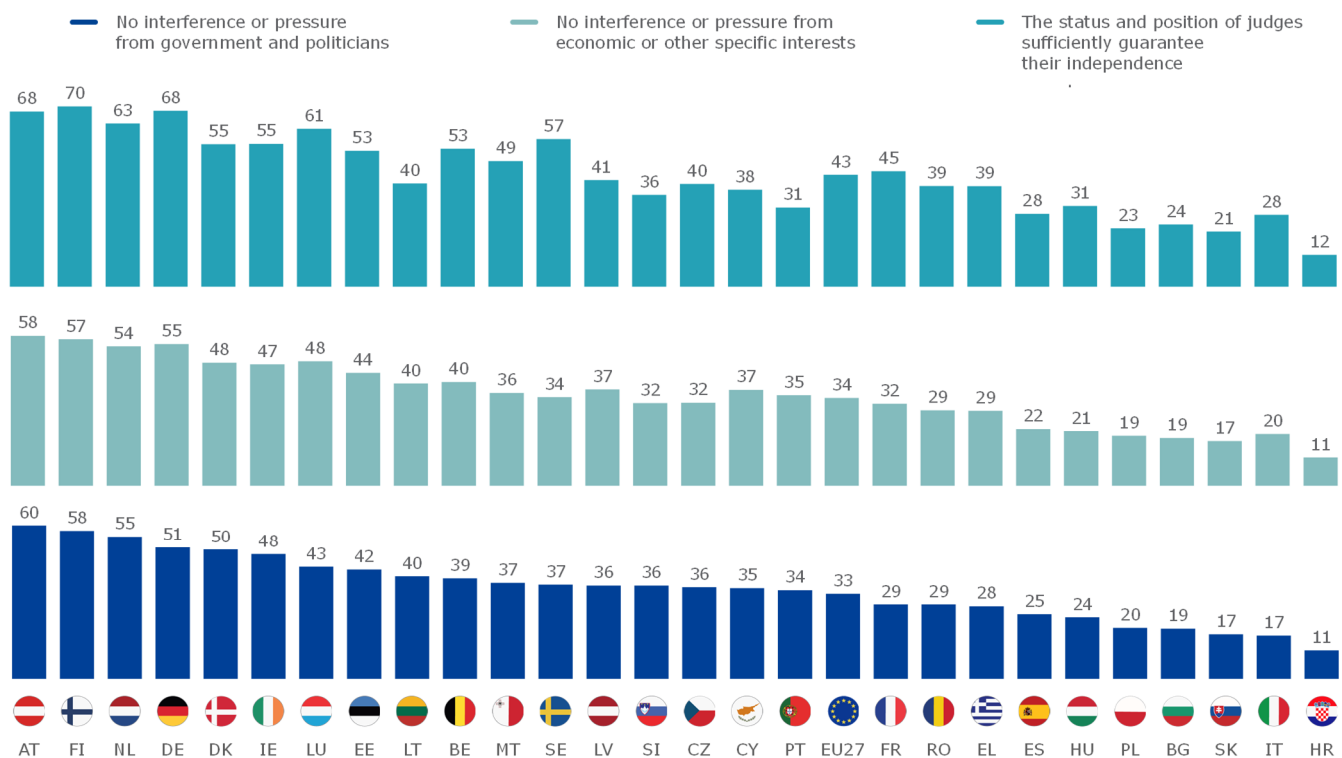
Base: all respondents (n=25,827) ▼▲ Evolution 03-04/2021-01/2020

The country results, based on all respondents, show that respondents in Finland (70%), Austria and Germany (both 68%) are the most likely to say the fact that the status and position of judges sufficiently guarantee their independence explains why they rate independence of courts and judges as good. By contrast, 12% in Croatia, 21% in Slovakia and 23% in Poland say the same.

There are four countries where the majority of respondents say the absence of interference or pressure from government and politicians explains why they think the level of independence of courts and judges in their country is good: Austria (60%), Finland (58%), the Netherlands (55%) and Germany (51%). At the other end of the scale, 11% in Croatia and 17% in both Italy and Slovakia say the same.

There are four Member States where the majority say the lack of interference or pressure from economic or other specific interests explains why they rate the level of independence of courts and judges in their country as good: Austria (58%), Finland (57%), Germany (55%) and the Netherlands (54%). By contrast, 11% in Croatia, 17% in Slovakia and 19% in Bulgaria and Poland say the same.

Q2b Could you tell me to what extent each of the following reasons explains your rating of the independence of the justice system in (THIS COUNTRY): (% Explains “very much” + “somewhat”)



Base: all respondents (n=25,827)

2. Negative assessments

Interference or pressure from governments and politicians is the reason most often given for rating the level of independence of courts and judges in their country as bad

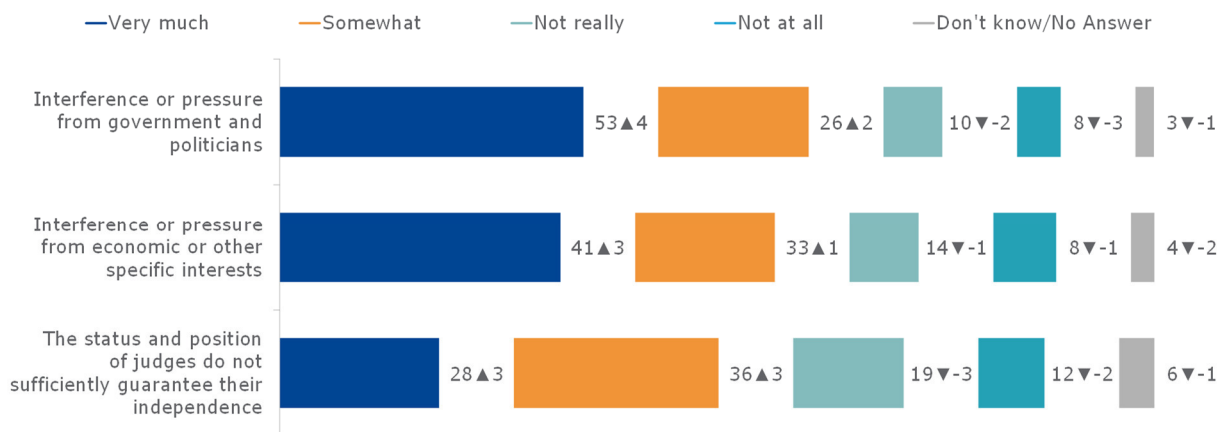
Respondents who rated the level of independence of their national justice system as bad⁵ were asked to what extent their rating could be explained by the following reasons: the lack of guarantees provided by the status and position of judges, interference or pressure from governments or politicians, or interference or pressure from economic or special interests.

About eight in ten (79%) of these respondents say interference or pressure from government and politicians (at least somewhat) explains why they rate the independence of the justice system in their country as bad, while 53% say this 'very much' explains their rating. About three-quarters (74%) say interference or pressure from economic or other specific interests explains their rating, with 41% saying this 'very much' explains it.

More than six in ten (63%) say the fact that the status and position of judges do not sufficiently guarantee their independence is the reason for their poor rating of their national justice system, with 28% saying this 'very much' explains their rating.

Compared with 2020, respondents are now more likely to say the lack of guarantees provided by the status and position of judges (+7 pp), interference or pressure from governments or politicians (+6 pp), or interference or pressure from economic or other specific interests (+4 pp) at least somewhat explain why they rate the independence of the justice system in their country as bad.

Q2a Could you tell me to what extent each of the following reasons explains your rating of the independence of the justice system in (THIS COUNTRY): (% - EU27)



Base: respondents rating the independence of justice in their national justice system as bad (n=9,041)

▼▲ Evolution 03-04/2021-01/2020

⁵ Answering 'fairly bad' or 'very bad'.

a. Political pressure

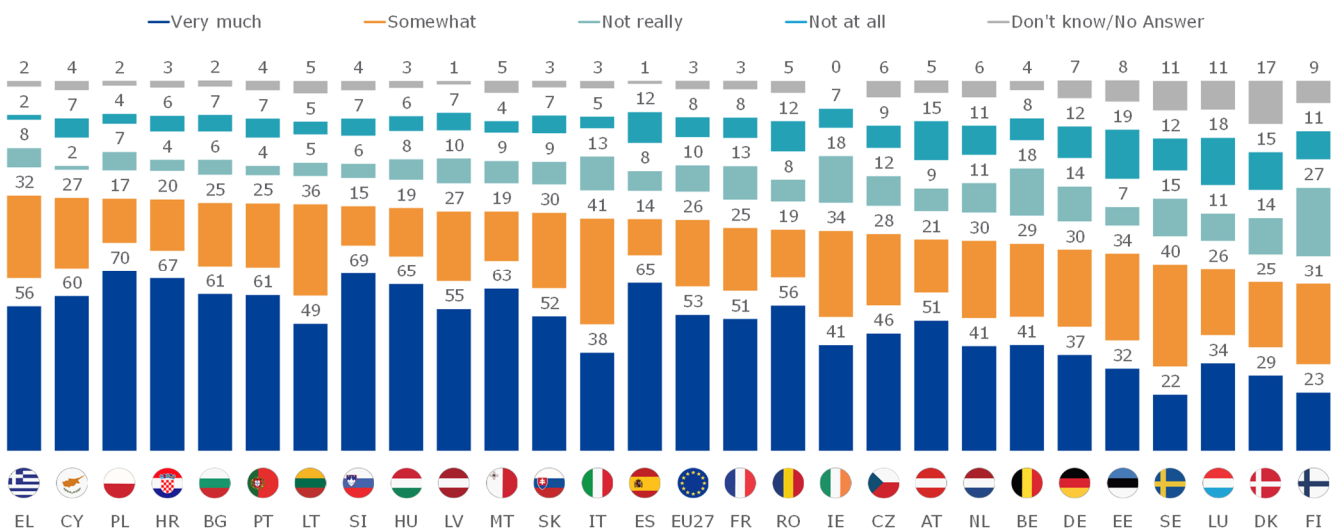
In each country, at least half of respondents with a negative perception of the independence of courts and judges in their country indicate interference or pressure from government and politicians as a reason. Those in Cyprus, Greece (both 88%), Croatia and Poland (both 87%) are the most likely to say this, compared to 54% in Finland and 55% in Denmark.

In 14 countries, at least half of respondents say this reason 'very much' explains their rating, with the highest proportions observed in Poland (70%), Slovenia (69%) and Croatia (67%). At the other end of the scale, 22% in Sweden, 23% in Finland and 29% in Denmark say the same. About four in ten respondents in Italy (41%) and Sweden (40%) say this reason 'somewhat' explains their bad rating of the level of independence of courts and judges in their country, compared to 14% in Spain, 15% in Slovenia and 17% in Poland.

Respondents in Finland (27%) are the most likely to say interference or pressure from government and politicians does 'not really' explain their bad rating of the level of independence of courts and judges, while those in Cyprus (2%), Croatia and Portugal (both 4%) are the least likely to do so. Finally, respondents in Estonia (19%) and Luxembourg (18%) are the most likely to say this reason does 'not at all' explain their bad rating of the level of independence of courts and judges in their country, while those in Greece (2%), Malta and Poland (both 4%) are the least likely to say this.

Q2a.1 Could you tell me to what extent each of the following reasons explains your rating of the independence of the justice system in (THIS COUNTRY):

Interference or pressure from government and politicians (%)

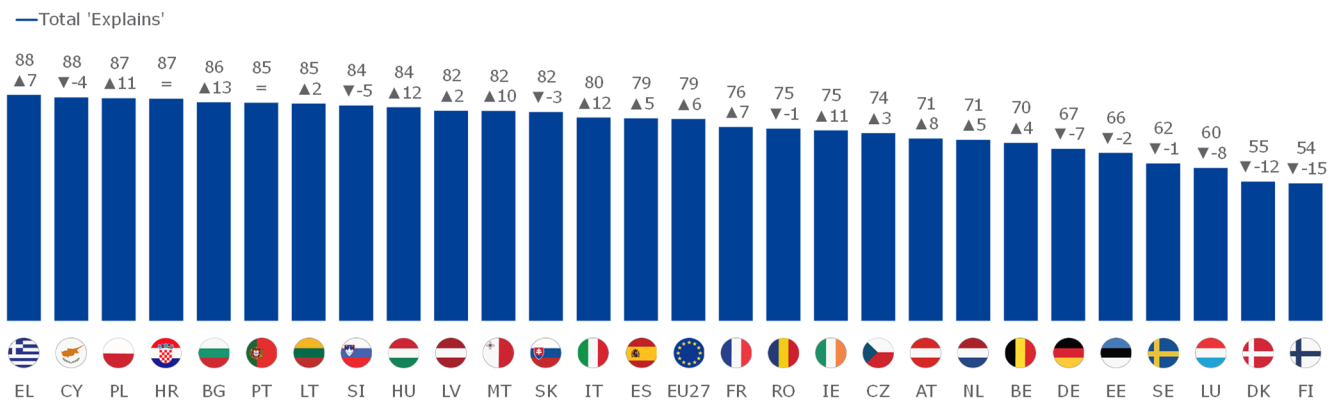


Base: respondents rating the independence of justice in their national justice system as bad (n=9,041)

In 16 countries, respondents are now more likely to say interference or pressure from government and politicians explains their negative perceptions of the level of independence of courts and judges in their country than they were in 2020. The largest increases are observed in Bulgaria (+13 pp), Hungary and Italy (both +12 pp). The largest declines are seen in Finland (-15 pp), Denmark (-12 pp) and Luxembourg (-8 pp).

Q2a.1 Could you tell me to what extent each of the following reasons explains your rating of the independence of the justice system in (THIS COUNTRY):

Interference or pressure from government and politicians (% - Total 'Explains')



Base: respondents rating the independence of justice in their national justice system as bad (n=9,041)

▼▲ Evolution 03-04/2021-01/2020

b. Economic interests

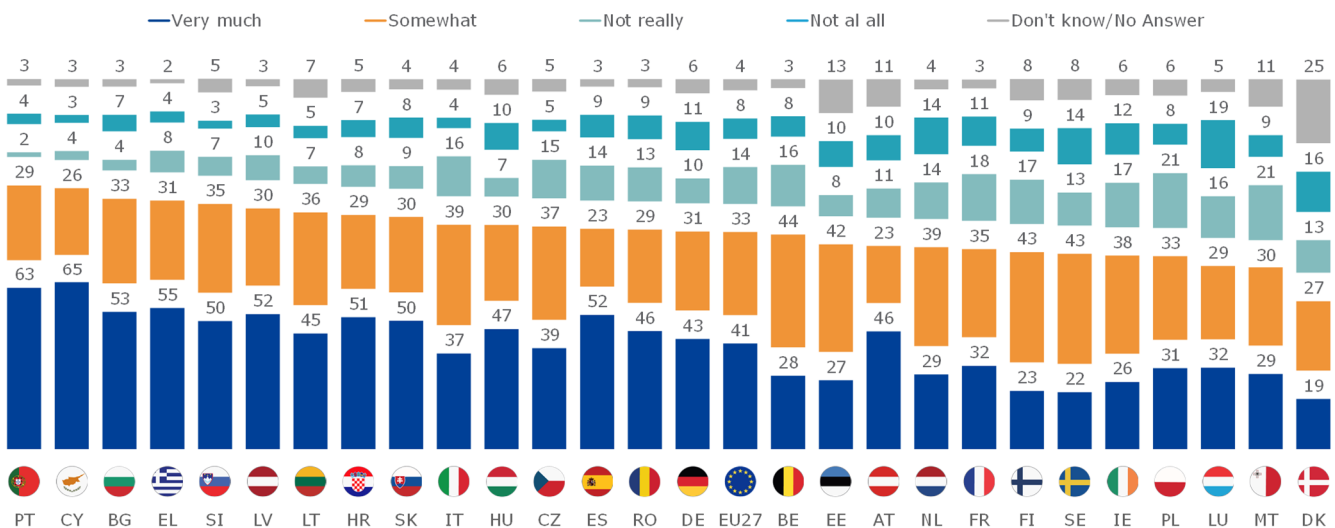
A majority of respondents in all but one Member State say that interference or pressure from economic or other specific interests explains their bad rating of the level of independence of courts and judges in their country. The level of agreement, however, varies considerably, from 91% in Cyprus and 92% in Portugal to 46% in Denmark.

There are two Member States where at least six in ten say this reason 'very much' explains their rating: Cyprus (65%) and Portugal (63%). At the other end of the scale, 19% in Denmark, 22% in Sweden and 23% in Finland say the same. Respondents in Belgium (44%), Finland and Sweden (both 43%) are the most likely to say this reason 'somewhat' explains their bad rating of the level of independence of courts and judges in their country, compared to 23% in both Austria and Spain.

About one in five respondents in Malta and Poland (both 21%) say interference or pressure from economic or other specific interests does 'not really' explain why they think the independence of their national justice system is bad, compared to 2% in Portugal and 4% in both Bulgaria and Cyprus. Finally, those in Luxembourg (19%), the Netherlands and Sweden (both 14%) are the most likely to say this reason does not explain their bad rating of the level of independence of courts and judges in their country at all, while those in Cyprus, Slovenia (both 3%), Greece, Italy and Portugal (all 4%) are the least likely to say so.

Q2a.2 Could you tell me to what extent each of the following reasons explains your rating of the independence of the justice system in (THIS COUNTRY):

Interference or pressure from economic or other specific interests (%)



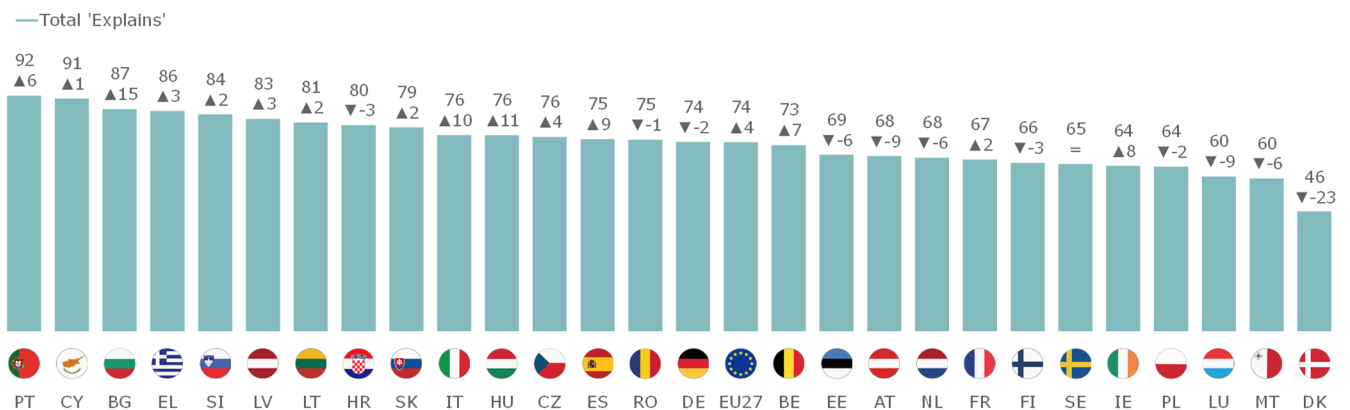
Base: respondents rating the independence of justice in their national justice system as bad (n=9,041)

Compared with 2020, respondents in Bulgaria (+15 pp), Hungary (+11 pp) and Italy (+10 pp) are now more likely to say that the interference or pressure from economic or other specific interests explains their bad rating of the level of independence of courts and judges in their country. By contrast, respondents in Denmark (-23 pp), Austria and Luxembourg (both -9 pp) are now less likely to say this.

Q2a.2 Could you tell me to what extent each of the following reasons explains your rating of the independence of the justice system in (THIS COUNTRY):

Interference or pressure from economic or other specific interests

(% - Total 'Explains')



Base: respondents rating the independence of justice in their national justice system as bad (n=9,041)

▼▲ Evolution 03-04/2021-01/2020

c. Status and position of judges

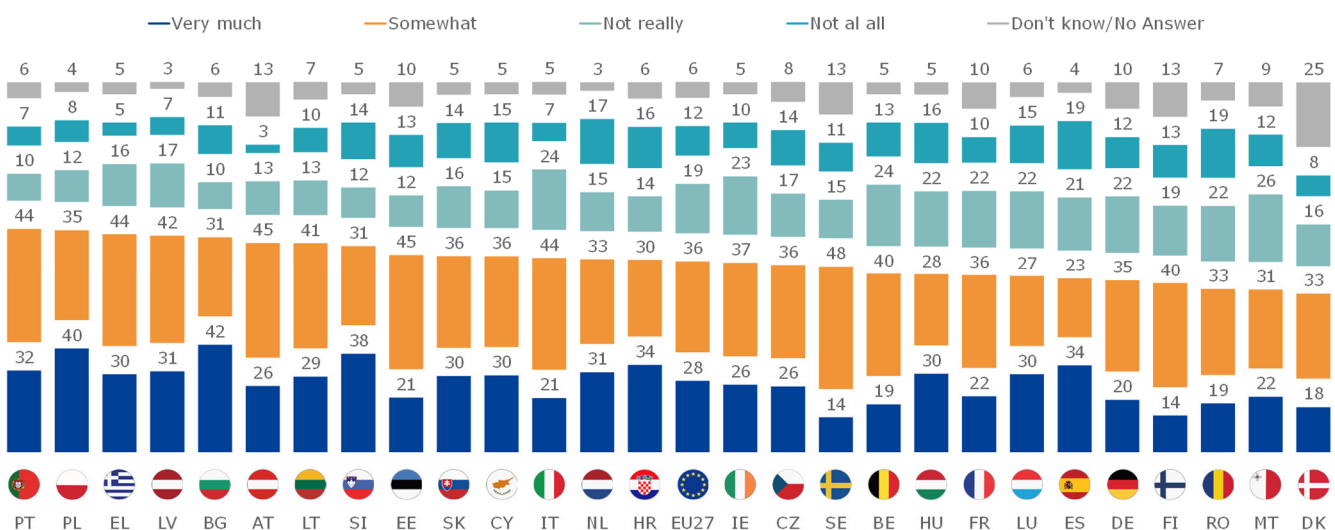
In all countries, a majority of respondents who rate the independence of courts and judges as bad say that the status and position of judges not sufficiently guaranteeing their independence is a reason for their poor rating. Respondents in Poland, Portugal (both 76%) and Greece (74%) are the most likely to say this, while those in Denmark (51%), Malta and Romania (both 52%) are the least likely to do so.

Respondents in Bulgaria (42%), Poland (40%) and Slovenia (38%) are the most likely to say this reason 'very much' explains their bad rating of the level of independence of courts and judges in their country, while those in Finland, Sweden (both 14%) and Denmark (18%) are the least likely to do so. Close to half of respondents in Sweden (48%), Austria and Estonia (both 45%) say this reason 'somewhat' explains their bad rating, compared to 23% in Spain, 27% in Luxembourg and 28% in Hungary.

About a quarter of respondents in Malta (26%), Belgium and Italy (both 24%) say the status and position of judges not sufficiently guaranteeing independence does 'not really' explain their rating of the level of independence of courts and judges in their country. At the other end of the scale, 10% of respondents in Bulgaria and Portugal say the same. Respondents in Romania, Spain (both 19%) and the Netherlands (17%) are the most likely to say this reason does 'not at all' explain their rating, while those in Austria (3%), Greece (5%), Italy, Latvia and Portugal (all 7%) are the least likely to do so.

Q2a.3 Could you tell me to what extent each of the following reasons explains your rating of the independence of the justice system in (THIS COUNTRY):

The status and position of judges do not sufficiently guarantee their independence (%)

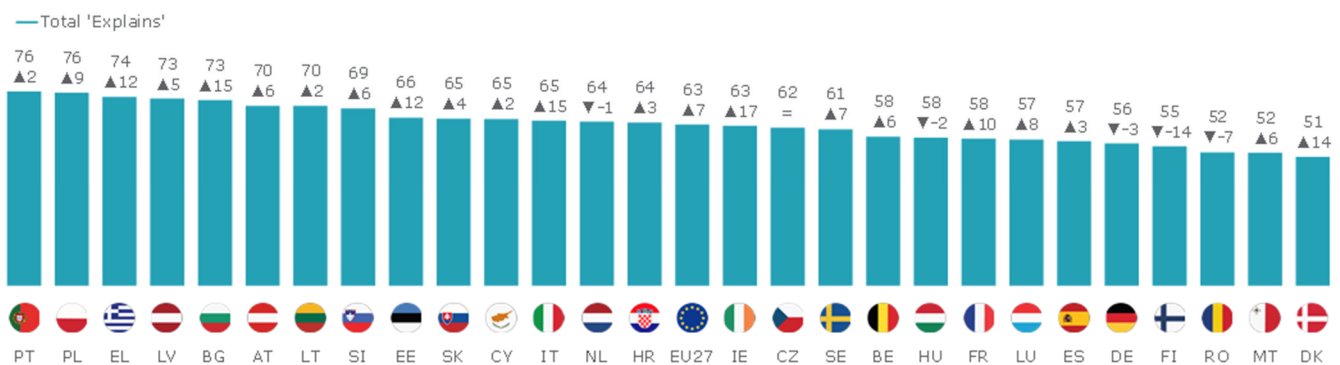


Base: respondents rating the independence of justice in their national justice system as bad (n=9,041)

Compared to 2020, respondents in Ireland (+17 pp), Bulgaria and Italy (both +15 pp) are now more likely to say that the fact that the status and position of judges does not sufficiently guarantee their independence explains their bad rating. Downward shifts compared to 2020 are observed in Finland (-14 pp) and Romania (-7 pp).

Q2a.3 Could you tell me to what extent each of the following reasons explains your rating of the independence of the justice system in (THIS COUNTRY):

The status and position of judges do not sufficiently guarantee their independence (% - Total 'Explains')



Base: respondents rating the independence of justice in their national justice system as bad (n=9,041)

▼▲ Evolution 03-04/2021-01/2020






d. Socio-demographic considerations

The socio-demographic analysis illustrates the following:

- More women than men say their rating of the level of independence of courts and judges in their country is explained by the fact that the status and position of judges do not sufficiently guarantee their independence (66% vs 61%). However, more men than women say their rating is explained by interference or pressure from government and politicians (81% vs 77%).
- Compared to relatively younger respondents, those aged 55 or older are less likely to say each reason explains their rating. For example, whereas 58% of those aged 55 or older say their rating is explained by the fact that the status and position of judges do not sufficiently guarantee their independence, this figure 68% for those aged 25-39 and 67% for those aged 40-54.
- The longer a respondent remained in education, the more likely they are to say each reason explains their rating. For example, 84% of those who completed their education aged 20 or older say interference or pressure from government and politicians explains their rating, compared to 66% of those who completed their education aged 15 or younger.
- Employees and self-employed workers are more likely to say each reason explains their rating, compared with those who are not working. For instance, 84% of both self-employed workers and employees say interference or pressure from government and politicians explains their rating, compared with 75% of those not in work.

- There are no significant differences in the answers of respondents who have been involved in a dispute that has gone to court in the last two years, when compared with those who have not been to court.

Q2a Could you tell me to what extent each of the following reasons explains your rating of the independence of the justice system in (THIS COUNTRY): (% - EU27)

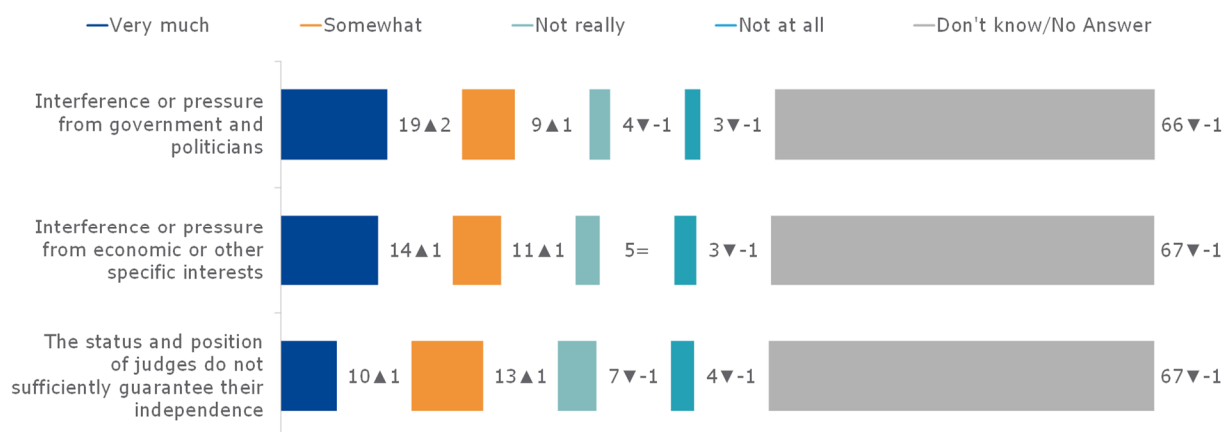
	Interference or pressure from government and politicians		Interference or pressure from economic or other specific interests		The status and position of judges do not sufficiently guarantee their independence	
	Explains (total)	Does not explain (total)	Explains (total)	Does not explain (total)	Explains (total)	Does not explain (total)
EU27	79	18	74	22	63	31
 Gender						
Men	81	16	73	23	61	33
Women	77	19	74	21	66	28
 Age						
15-24	81	17	70	28	64	29
25-39	83	16	75	22	68	28
40-54	80	17	77	20	67	30
55+	76	20	72	22	58	33
 Education						
Up to 15	66	30	64	28	55	35
16-19	76	21	73	23	62	32
20+	84	14	77	20	66	29
Still studying	86	13	72	25	69	24
 Occupation						
Self-employed	84	14	77	21	72	27
Employee	84	15	77	20	66	30
Manual worker	77	21	71	23	64	33
Not working	75	21	70	24	58	33
 Involved in dispute which went to court						
Yes	73	21	77	19	70	26
No	80	18	73	23	63	31

Base: respondents rating the independence of justice in their national justice system as bad (n=9,041)

e. Analysis based on all respondents

The chart below shows the results of this question taking into account all respondents in the survey. More than a quarter (28%) say the interference or pressure from government and politicians explains why they rate the level of independence of courts and judges in their country as bad, while 26% say this about interference or pressure from economic or other specific interests. Finally, 22% say the fact that the status and position of judges does not sufficiently guarantee their independence explains why they rate the level of independence of courts and judges in their country as bad. Results have remained stable compared to 2020.

Q2a Could you tell me to what extent each of the following reasons explains your rating of the independence of the justice system in (THIS COUNTRY): (% - EU27)



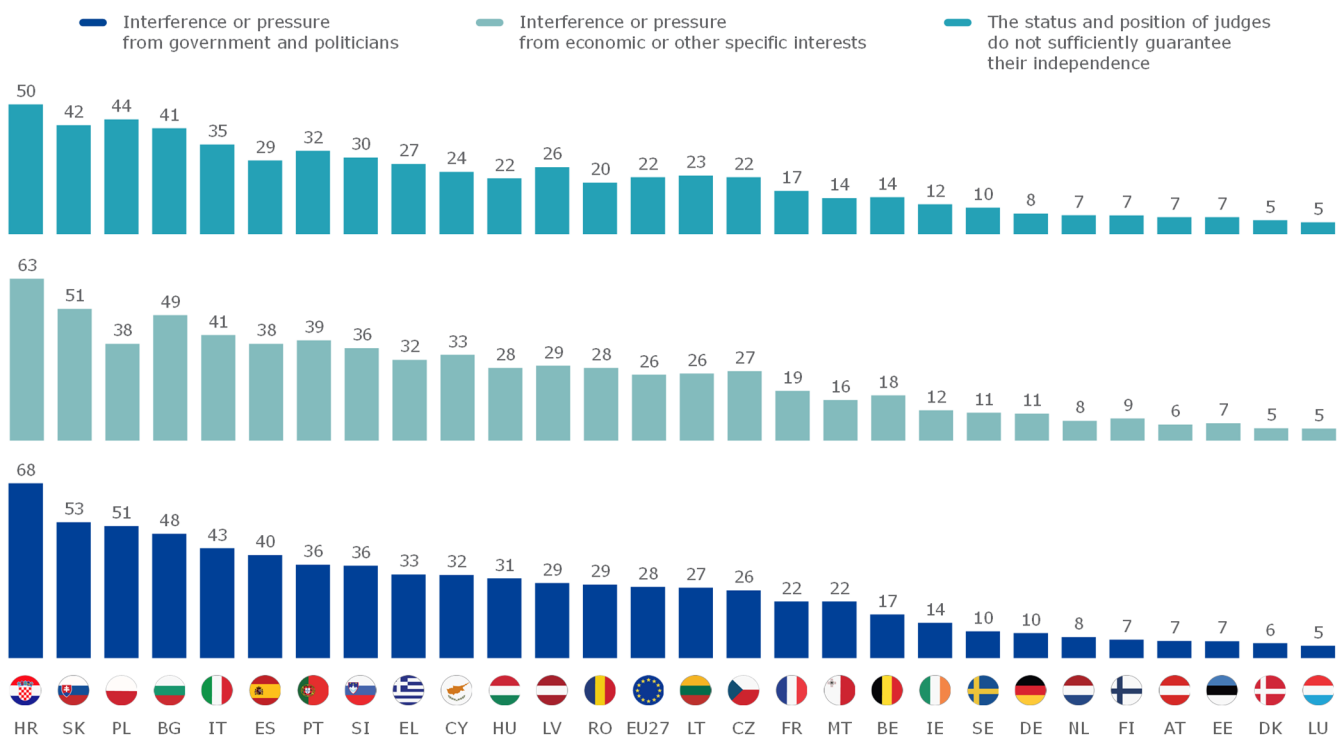
Base: all respondents (n=25,827) ▼▲ Evolution 03-04/2021-01/2020

The country results, based on all respondents, show that Croatia (68%), Slovakia (53%) and Poland (51%) are the only countries where at least half say that the interference or pressure from government and politicians explains why they rate the independence of courts and judges in their country as bad. In contrast, 5% in Luxembourg, 6% in Denmark and 7% in Austria, Estonia and Finland say this.

Respondents in Croatia (63%) are also the most likely to say interference or pressure from economic or other specific interests explains why they rate the level of independence of the courts and judges in their country as bad, followed by 51% in Slovakia and 49% in Bulgaria. This compares to 5% in Denmark and Luxembourg, and 6% in Austria.

More than four in ten respondents in Croatia (50%), Poland (44%), Slovakia (42%) and Bulgaria (41%) say the fact that the status and position of judges does not sufficiently guarantee their independence explains their bad rating of the level of independence of courts and judges in their country. At the other end of the scale, 5% in Denmark and Luxembourg say the same.





























Q2a Could you tell me to what extent each of the following reasons explains your rating of the independence of the justice system in (THIS COUNTRY): (% Explains “very much” + “somewhat”)



Base: all respondents (n=25,827)

Technical specifications

Between 29 March and 9 April 2021, Ipsos European Public affairs carried out Flash Eurobarometer 489 at the request of the European Commission, Directorate-General for Justice and Consumers. It is a general public survey coordinated by the Directorate-General for Communication, “Media monitoring and Eurobarometer” Unit. Flash Eurobarometer 489 covers the population of EU citizens, residents in one of the 27 Member States of the European Union and aged 15 years and over.

		Number of interviews	Fieldwork dates	Population 15+ (absolute number)	Population 15+ (as % of EU27 population)
EU27		25 827	29.3.2021-9.4.2021	379 697 871	100%
BE		1006	29.3.2021-7.4.2021	9 580 326	2.52%
BG		1009	30.3.2021-8.4.2021	5 949 224	1.57%
CZ		1015	29.3.2021-7.4.2021	8 983 737	2.37%
DK		1011	29.3.2021-6.4.2021	4 869 645	1.28%
DE		1010	29.3.2021-6.4.2021	71 775 452	18.90%
EE		1003	29.3.2021-31.3.2021	1 110 274	0.29%
IE		1012	29.3.2021-6.4.2021	3 958 375	1.04%
EL		1014	29.3.2021-5.4.2021	9 191 046	2.42%
ES		1007	29.3.2021-6.4.2021	40 455 461	10.65%
FR		1013	31.3.2021-3.4.2021	55 281 445	14.56%
HR		1020	30.3.2021-7.4.2021	3 476 694	0.92%
IT		1001	30.3.2021-6.4.2021	51 913 934	13.67%
CY		505	29.3.2021-5.4.2021	745 621	0.20%
LV		1021	29.3.2021-6.4.2021	1 602 487	0.42%
LT		1006	29.3.2021-3.4.2021	2 371 346	0.62%
LU		507	29.3.2021-9.4.2021	526 031	0.14%
HU		1000	29.3.2021-31.3.2021	8 348 190	2.20%
MT		510	29.3.2021-1.4.2021	445 406	0.12%
NL		1003	29.3.2021-7.4.2021	14 681 486	3.87%
AT		1011	29.3.2021-1.4.2021	7 618 004	2.01%
PL		1009	29.3.2021-6.4.2021	32 096 067	8.45%
PT		1015	29.3.2021-6.4.2021	8 898 924	2.34%
RO		1022	29.3.2021-5.4.2021	16 297 460	4.29%
SI		1043	29.3.2021-2.4.2021	1 780 059	0.47%
SK		1020	29.3.2021-7.4.2021	4 594 153	1.21%
FI		1031	29.3.2021-6.4.2021	4 654 256	1.23%
SE		1003	29.3.2021-6.4.2021	8 492 768	2.24%

All interviews were carried via Computer-Assisted Telephone Interviewing (CATI). In each country, respondents were called both on landlines and mobile phones. The telephone numbers sampled and contacted were generated via Random Digit Dialling (RDD) methods. The basic sample design applied in all countries is a random (probability) design. In households contacted via a landline phone, the respondent was drawn at random from all household members (aged 15 years and over) following the "most recent birthday rule".

Margin of error

Survey results are subject to sampling tolerances. The "margin of error" quantifies uncertainty about (or confidence in) a survey result. As a general rule, the more interviews conducted (sample size), the smaller the margin of error. A sample of 500 will produce a margin of error of not more than 4.4 percentage points, and a sample of 1,000 will produce a margin of error of not more than 3.1 percentage points.

The maximum margin of sampling error when comparing individual country results between surveys is ± 8.8 percentage points for countries with a sample size of 500 and ± 6.2 percentage points for countries with a sample size of 1,000.

Statistical margins due to sampling tolerances

(at the 95% level of confidence)

various sample sizes are in rows

various observed results are in columns

	5%	10%	25%	50%	75%	90%	95%
n=50	± 6.0	± 8.3	± 12.0	± 13.9	± 12.0	± 8.3	± 6.0
n=100	± 4.3	± 5.9	± 8.5	± 9.8	± 8.5	± 5.9	± 4.3
n=200	± 3.0	± 4.2	± 6.0	± 6.9	± 6.0	± 4.2	± 3.0
n=500	± 1.9	± 2.6	± 3.8	± 4.4	± 3.8	± 2.6	± 1.9
n=1000	± 1.4	± 1.9	± 2.7	± 3.1	± 2.7	± 1.9	± 1.4
n=1500	± 1.1	± 1.5	± 2.2	± 2.5	± 2.2	± 1.5	± 1.1
n=2000	± 1.0	± 1.3	± 1.9	± 2.2	± 1.9	± 1.3	± 1.0

Questionnaire

D1X ASK ALL
In the last two years, have you been involved in any dispute which has gone to court?
 (DO NOT READ OUT, ONE ANSWER ONLY)

Yes	1
No	2
Don't know/No Answer (DO NOT READ OUT)	3

FL483 D4

Q1 ASK ALL
From what you know, how would you rate the justice system in (THIS COUNTRY) in terms of the independence of courts and judges? Would you say it is very good, fairly good, fairly bad or very bad?
 (READ OUT, ONE ANSWER ONLY)

Very good	1
Fairly good	2
Fairly bad	3
Very bad	4
Don't know/No Answer (DO NOT READ OUT)	5

FL483 Q1

Q2a ASK q2a IF Q1=3 OR 4
Could you tell me to what extent each of the following reasons explains your rating of the independence of the justice system in (THIS COUNTRY):

(READ OUT – ONE ANSWER PER LINE) (RANDOMISE ITEMS 1 TO 3)

Q2a_1 **Interference or pressure from government and politicians**

Q2a_2 **Interference or pressure from economic or other specific interests**

Q2a_3 **The status and position of judges do not sufficiently guarantee their independence**

(RESPONSE SCALE)

Very much	1
Somewhat	2
Not really	3
Not at all	4
Don't know/No Answer (DO NOT READ OUT)	5

FL483 Q2a

ASK q2b IF Q1=1 OR 2

Q2b

Could you tell me to what extent each of the following reasons explains your rating of the independence of the justice system in (THIS COUNTRY):

(READ OUT – ONE ANSWER PER LINE) (RANDOMISE ITEMS 1 TO 3)

Q2b_1

No interference or pressure from government and politicians

Q2b_2

No interference or pressure from economic or other specific interests

Q2b_3

The status and position of judges sufficiently guarantee their independence

(RESPONSE SCALE)

Very much

1

Somewhat

2

Not really

3

Not at all

4

Don't know/No Answer (DO NOT READ OUT)

5





























FL483 Q2b

Data annex

Flash Eurobarometer 489

Perceived independence of the national justice systems in the EU among the general public

D4 In the last two years, have you been involved in any dispute which has gone to court?

	Yes	No	Don't know/No Answer
EU27 	6=	94=	0=
BE 	9▲3	91▼-3	0=
BG 	7=	93=	0=
CZ 	6▼-1	94▲1	0=
DK 	5▲1	95▼-1	1=
DE 	4▼-1	96▲1	0=
EE 	7▼-1	93▲1	0=
IE 	2▼-2	98▲2	0=
EL 	11▲6	88▼-6	0=
ES 	8▲1	92▼-1	0=
FR 	6▲1	94▼-1	0=
HR 	10▼-5	90▲5	0=
IT 	6▲1	94▼-1	1=
CY 	8▲1	92▼-2	0=
LV 	6=	95=	0=
LT 	8▲2	92▼-2	0=
LU 	5▼-2	95▲3	0=
HU 	5▼-1	95▲1	0=
MT 	6▲4	94▼-4	0=
NL 	5=	95=	1=
AT 	4▼-1	96▲1	0=
PL 	9▲1	91▼-1	0=
PT 	5▼-4	95▲4	0=
RO 	7▼-2	93▲3	0▼-1
SI 	9▲3	91▼-3	0=
SK 	6▼-3	94▲3	0=
FI 	6▲3	94▼-3	0=
SE 	3=	97=	0=

Flash Eurobarometer 489 - Perceived independence of the national justice systems in the EU among the general public / Fieldwork: 29/03 - 09/04/2021

Base: n=25827 - All / ▼▲ Evolution 2021-2020 (comparison with Flash Eurobarometer 483, January 2020)

Flash Eurobarometer 489

Perceived independence of the national justice systems in the EU among the general public

Q1 From what you know, how would you rate the justice system in (THIS COUNTRY) in terms of the independence of courts and judges? Would you say it is very good, fairly good, fairly bad or very bad?

		Very good	Fairly good	Fairly bad	Very bad	Don't know/No Answer
EU27		9▼-2	45▲2	23=	12=	11▼-1
BE		9=	57▲2	18=	6▼-1	10▼-1
BG		2▼-1	29▼-5	33▲2	23▲6	12▼-3
CZ		6▲1	45▼-5	27▲2	9▲1	13▲1
DK		34▼-7	40▼-5	8▲2	3▲1	15▲9
DE		20▼-1	60▲5	11▼-1	4=	6▼-3
EE		8▼-1	58▲10	8▼-4	2=	24▼-5
IE		14▼-11	59▲10	15▲3	3▼-5	9▲4
EL		8▲2	47=	23=	14▲2	8▼-4
ES		3▼-4	35▼-2	32▼-2	18▲3	12▲5
FR		5▼-1	52=	21=	8▼-1	14▲2
HR		4▼-3	13▼-4	35▼-2	43▲12	4▼-4
IT		2▼-3	32▲5	38▲1	16▼-1	12▼-3
CY		7▼-4	41▼-3	21▲2	16▲6	15=
LV		3▲1	54▲10	30▼-1	6▼-2	9▼-8
LT		3=	52▲3	25▼-2	8▲1	13▼-2
LU		18▲5	59▼-2	6▼-1	2=	15▼-2
HU		5▼-1	35▼-7	24=	13▲4	22▲4
MT		21▲9	48▲8	18▼-3	9▼-2	4▼-13
NL		25▼-3	52▲2	8▲2	3▲1	12▼-2
AT		21▼-4	62▲1	7▲1	2=	7▲2
PL		2▼-3	27▼-2	33▲2	26▲2	12▲1
PT		2=	46▲8	33▼-1	9▼-6	10▼-1
RO		6▲2	45▲12	24▼-4	14▼-3	11▼-7
SI		3=	44▲4	25▼-5	17▲2	11▼-1
SK		1▼-1	27▲3	41▲3	24▼-3	7▼-3
FI		26▲3	57▼-4	11▲4	2▲1	4▼-4
SE		22▼-7	49▼-3	13▲5	4=	12▲6

Flash Eurobarometer 489 - Perceived independence of the national justice systems in the EU among the general public / Fieldwork: 29/03 - 09/04/2021

Base: n=25827 - All / ▼▲ Evolution 2021-2020 (comparison with Flash Eurobarometer 483, January 2020)

Flash Eurobarometer 489

Perceived independence of the national justice systems in the EU among the general public

Q2a_1 Could you tell me to what extent each of the following reasons explains your rating of the independence of the justice system in (THIS COUNTRY):
Interference or pressure from government and politicians

		Very much	Somewhat	Not really	Not at all	Don't know/No Answer
EU27		53▲4	26▲2	10▼-2	8▼-3	3▼-1
BE		41▼-3	29▲6	18▲2	8▼-3	4▼-3
BG		61▲15	25▼-2	6▼-3	7▼-4	2▼-6
CZ		46=	28▲3	12▼-3	9=	6=
DK		29▼-7	25▼-5	14▲3	15▲8	17▲1
DE		37▼-1	30▼-6	14▲1	12▲8	7▼-1
EE		32▲6	34▼-8	7▼-8	19▲11	8▼-2
IE		41▲5	34▲7	18=	7▼-9	0▼-3
EL		56▲19	32▼-11	8▼-3	2▼-5	2▲1
ES		65▲4	14▲2	8▼-3	12▼-1	1▼-2
FR		51=	25▲7	13=	8▼-8	3▲1
HR		67▲7	20▼-7	4=	6▼-1	3▲1
IT		38▲2	41▲10	13▼-3	5▼-9	3=
CY		60▼-3	27▼-1	2=	7▲1	4▲3
LV		55▲3	27▼-1	10▲4	7▼-2	1▼-5
LT		49▲5	36▼-4	5▼-1	5▼-3	5▲2
LU		34▲10	26▼-18	11=	18▲6	11▲2
HU		65▲18	19▼-6	8▼-3	6▼-7	3▼-2
MT		63▲8	19▲1	9▼-1	4▼-6	5▼-3
NL		41▼-2	30▲7	11▼-3	11▼-4	6▲1
AT		51▲10	21▼-2	9▼-9	15▼-2	5▲3
PL		70▲11	17=	7▼-4	4▼-5	2▼-3
PT		61=	25=	4=	7▲1	4▼-1
RO		56▲7	19▼-8	8▼-3	12▲4	5=
SI		69▲10	15▼-15	6▲3	7▲3	4▼-2
SK		52▼-9	30▲5	9▲3	7▲2	3▼-2
FI		23▲4	31▼-19	27▲12	11▲2	9▲1
SE		22▼-6	40▲5	15▲1	12▼-6	11▲6



















Flash Eurobarometer 489 - Perceived independence of the national justice systems in the EU among the general public / Fieldwork: 29/03 - 09/04/2021

Base: n=9041 - If Fairly bad or Very bad at Q1 / ▼▲ Evolution 2021-2020 (comparison with Flash Eurobarometer 483, January 2020)

Flash Eurobarometer 489

Perceived independence of the national justice systems in the EU among the general public

Q2a_2 Could you tell me to what extent each of the following reasons explains your rating of the independence of the justice system in (THIS COUNTRY):
Interference or pressure from economic or other specific interests

		Very much	Somewhat	Not really	Not at all	Don't know/No Answer
EU27		41▲3	33▲1	14▼-1	8▼-1	4▼-2
BE		28▼-4	44▲11	16▼-1	8▼-1	3▼-5
BG		53▲13	33▲2	4▼-6	7▼-5	3▼-5
CZ		39▲4	37=	15▲2	5▼-2	5▼-4
DK		19▼-12	27▼-11	13=	16▲10	25▲13
DE		43▼-1	31▼-1	10▲2	11▲3	6▼-3
EE		27▼-1	42▼-5	8▼-4	10▲5	13▲5
IE		26▲4	38▲4	17▼-3	12▼-7	6▲2
EL		55▲10	31▼-7	8=	4▼-1	2▼-1
ES		52▲5	23▲5	14▼-5	9▼-2	3▼-2
FR		32▼-4	35▲6	18=	11▼-1	3▼-1
HR		51▲6	29▼-9	8▲1	7▲1	5=
IT		37▲6	39▲4	16▼-2	4▼-7	4▼-2
CY		65▲9	26▼-8	4▼-2	3▲1	3=
LV		52=	30▲3	10=	5=	3▼-2
LT		45▲3	36▼-1	7▲1	5▼-4	7▲1
LU		32▼-2	29▼-7	16▲3	19▲9	5▼-4
HU		47▲14	30▼-4	7▼-11	10=	6=
MT		29▼-7	30▲1	21▲8	9▲4	11▼-6
NL		29▼-6	39=	14▲4	14▲1	4▲2
AT		46▲8	23▼-17	11▼-4	10▲4	11▲9
PL		31▲2	33▼-4	21▲2	8▲2	6▼-2
PT		63▲1	29▲5	2▼-1	4▼-2	3▼-3
RO		46▲2	29▼-3	13▲2	9▲1	3▼-1
SI		50▼-1	35▲2	7▲1	3▼-1	5▼-1
SK		50▲3	30▼-1	9=	8▲2	4▼-4
FI		23▲5	43▼-8	17▼-2	9▲1	8▲3
SE		22▼-5	43▲5	13▼-7	14▲8	8▼-1

Flash Eurobarometer 489 - Perceived independence of the national justice systems in the EU among the general public / Fieldwork: 29/03 - 09/04/2021

Base: n=9041 - If Fairly bad or Very bad at Q1 / ▼▲ Evolution 2021-2020 (comparison with Flash Eurobarometer 483, January 2020)

Flash Eurobarometer 489

Perceived independence of the national justice systems in the EU among the general public

Q2a_3 Could you tell me to what extent each of the following reasons explains your rating of the independence of the justice system in (THIS COUNTRY): The status and position of judges do not sufficiently guarantee their independence

		Very much	Somewhat	Not really	Not at all	Don't know/No Answer
EU27		28▲3	36▲3	19▼-3	12▼-2	6▼-1
BE		19=	40▲6	24▼-2	13▲1	5▼-5
BG		42▲21	31▼-6	10▼-8	11▼-4	6▼-3
CZ		26▲5	36▼-4	17▼-3	14▲5	8▼-2
DK		18▲9	33▲5	16▼-16	8▲1	25▲1
DE		20▲1	35▼-4	22=	12▲4	10=
EE		21▲2	45▲10	12▼-8	13▲3	10▼-6
IE		26▲9	37▲8	23▼-2	10▼-10	5▼-4
EL		30▲11	44▲1	16▼-5	5▼-7	5=
ES		34▲8	23▼-5	21▼-4	19=	4▲1
FR		22=	36▲11	22▼-5	10▼-6	10▲1
HR		34▲7	30▼-4	14▼-5	16▲1	6▲1
IT		21▲3	44▲12	24▼-4	7▼-7	5▼-3
CY		30=	36▲2	15▲1	15▲1	5▼-4
LV		31▼-2	42▲7	17▲2	7▼-2	3▼-5
LT		29▲7	41▼-5	13▲4	10▼-2	7▼-4
LU		30▲3	27▲4	22▼-5	15▲5	6▼-8
HU		30▲1	28▼-3	22▼-1	16▲5	5▼-2
MT		22▼-5	31▲10	26▼-5	12▲5	9▼-5
NL		31▲9	33▼-10	15▼-5	17▲8	3▼-1
AT		26▲6	45▲1	13▼-6	3▼-5	13▲4
PL		40▲2	35▲6	12▼-5	8▼-1	4▼-2
PT		32▼-5	44▲6	10=	7▼-2	6=
RO		19▼-2	33▼-5	22▲2	19▲8	7▼-2
SI		38▲14	31▼-8	12▼-4	14=	5▼-3
SK		30▼-1	36▲6	16=	14=	5▼-4
FI		14▼-1	40▼-12	19▲4	13▲5	13▲5
SE		14▼-5	48▲11	15▼-1	11▼-5	13=

























Flash Eurobarometer 489 - Perceived independence of the national justice systems in the EU among the general public / Fieldwork: 29/03 - 09/04/2021

Base: n=9041 - If Fairly bad or Very bad at Q1 / ▼▲ Evolution 2021-2020 (comparison with Flash Eurobarometer 483, January 2020)

Flash Eurobarometer 489

Perceived independence of the national justice systems in the EU among the general public

Q2a_1f Could you tell me to what extent each of the following reasons explains your rating of the independence of the justice system in (THIS COUNTRY):
Interference or pressure from government and politicians

		Very much	Somewhat	Not really	Not at all	Don't know/No Answer
EU27		19▲2	9▲1	4▼-1	3▼-1	66▼-1
BE		10▼-1	7▲1	5=	2▼-1	76=
BG		34▲12	14▲1	3▼-1	4▼-2	45▼-11
CZ		16▲2	10▲2	4▼-1	3=	67▼-3
DK		3=	3=	2▲1	2▲1	91▼-2
DE		5▼-1	4▼-1	2=	2▲1	87▲1
EE		3=	3▼-2	1▼-1	2▲1	91▲3
IE		8=	6▲1	3=	1▼-2	82▲2
EL		21▲8	12▼-3	3▼-1	1▼-2	64▼-2
ES		33▲3	7▲1	4▼-1	6=	50▼-2
FR		15▼-1	7▲2	4=	2▼-3	72▲2
HR		53▲12	16▼-3	3=	5=	24▼-10
IT		21▲1	22▲5	7▼-2	2▼-5	48=
CY		22▲4	10▲2	1=	3▲1	64▼-7
LV		20▼-1	10▼-1	3▲1	2▼-1	65▲2
LT		16▲1	12▼-2	2=	2▼-1	69▲1
LU		3▲1	2▼-2	1=	2=	93▲1
HU		24▲8	7▼-1	3▼-1	2▼-2	64▼-4
MT		17=	5▼-1	2▼-1	1▼-2	75▲3
NL		5▲1	4▲1	1=	1=	89▼-2
AT		5▲1	2=	1▼-1	1=	91▼-1
PL		41▲9	10▲1	4▼-2	2▼-3	42▼-6
PT		26▼-4	11▼-1	2=	3=	59▲6
RO		21▼-1	7▼-5	3▼-2	5▲1	64▲6
SI		29▲2	7▼-7	2▲1	3▲1	59▲3
SK		34▼-6	19▲4	6▲2	4▲1	37▼-1
FI		3▲1	4=	4▲2	1▲1	88▼-4
SE		4=	7▲3	3▲1	2=	85▼-4






Flash Eurobarometer 489 - Perceived independence of the national justice systems in the EU among the general public / Fieldwork: 29/03 - 09/04/2021

Base: n=25827 - All / ▼▲ Evolution 2021-2020 (comparison with Flash Eurobarometer 483, January 2020)

Flash Eurobarometer 489

Perceived independence of the national justice systems in the EU among the general public

Q2a_2f Could you tell me to what extent each of the following reasons explains your rating of the independence of the justice system in (THIS COUNTRY):
Interference or pressure from economic or other specific interests

		Very much	Somewhat	Not really	Not at all	Don't know/No Answer
EU27		14▲1	11▲1	5=	3▼-1	67▼-1
BE		7▼-1	11▲2	4=	2=	76=
BG		30▲11	19▲4	2▼-3	4▼-2	45▼-10
CZ		14▲3	13▲1	5▲1	2▼-1	66▼-5
DK		2=	3=	1=	2▲1	92▼-1
DE		6▼-1	4▼-1	1=	2=	87=
EE		3▼-1	4▼-2	1▼-1	1=	91▲4
IE		5=	7=	3▼-1	2▼-2	83▲3
EL		20▲4	12▼-2	3=	2=	64▼-2
ES		26▲3	12▲3	7▼-2	4▼-1	51▼-2
FR		9▼-2	10▲1	5=	3=	72▲1
HR		40▲9	23▼-3	7▲2	5▲2	25▼-10
IT		20▲3	21▲2	8▼-1	2▼-4	48▼-1
CY		24▲8	10=	1=	1▲1	64▼-8
LV		19▼-2	11=	3▼-1	2=	66▲2
LT		14▲1	12▼-1	2=	2▼-2	70▲1
LU		3=	2▼-1	1=	2▲1	92=
HU		17▲6	11=	3▼-3	4▲1	65▼-4
MT		8▼-3	8▼-1	6▲1	2▲1	76▲2
NL		3=	5▲1	2▲1	2=	89▼-2
AT		4▲1	2▼-1	1=	1=	92=
PL		19▲3	19▼-1	13▲2	5▲1	45▼-5
PT		27▼-3	12=	1▼-1	2▼-1	59▲5
RO		17▼-2	11▼-3	5=	4=	63▲6
SI		21▼-2	15=	3=	1▼-1	60▲3
SK		32▲2	19▼-1	6=	5▲1	38▼-3
FI		3▲2	6▲1	2▲1	1▲1	88▼-4
SE		4▲1	7▲3	2=	2▲2	85▼-5

Flash Eurobarometer 489 - Perceived independence of the national justice systems in the EU among the general public / Fieldwork: 29/03 - 09/04/2021

Base: n=25827 - All / ▼▲ Evolution 2021-2020 (comparison with Flash Eurobarometer 483, January 2020)

Flash Eurobarometer 489

Perceived independence of the national justice systems in the EU among the general public

Q2a_3f Could you tell me to what extent each of the following reasons explains your rating of the independence of the justice system in (THIS COUNTRY): The status and position of judges do not sufficiently guarantee their independence

		Very much	Somewhat	Not really	Not at all	Don't know/No Answer
EU27		10▲1	13▲1	7▼-1	4▼-1	67▼-1
BE		5=	10▲1	6▼-1	3=	77=
BG		24▲14	18▼-1	6▼-3	6▼-1	47▼-9
CZ		9▲2	13=	6=	5▲2	67▼-4
DK		2▲1	4▲1	2▼-1	1=	92▼-2
DE		3=	5▼-1	3=	2=	87▲1
EE		2▼-1	5=	1▼-2	1=	91▲3
IE		5▲1	7▲1	4▼-1	2▼-2	82▲1
EL		11▲4	16▲1	6▼-1	2▼-2	65▼-2
ES		17▲4	12▼-2	11▼-2	9=	52▼-1
FR		6▼-1	11▲3	6▼-2	3▼-2	74▲2
HR		27▲9	24▲1	11▼-2	13▲2	27▼-9
IT		11▲2	23▲6	13▼-2	4▼-4	49▼-2
CY		11▲2	13▲3	5▲1	6▲2	65▼-9
LV		11▼-2	15▲1	6=	3▼-1	66▲2
LT		9▲2	13▼-2	4▲1	3▼-1	70=
LU		2=	2=	2▼-1	1=	93=
HU		11▲1	10=	8=	6▲2	65▼-4
MT		6▼-2	8▲2	7▼-3	3▲1	76▲2
NL		4▲2	4=	2=	2▲1	89▼-2
AT		2▲1	4=	1=	0=	92=
PL		24▲3	21▲5	7▼-2	5▼-1	43▼-5
PT		14▼-4	19=	4▼-1	3▼-1	60▲6
RO		7▼-2	13▼-4	8▼-1	7▲2	65▲5
SI		16▲5	13▼-5	5▼-2	6▼-1	59▲2
SK		19▼-1	23▲4	10=	9=	39▼-3
FI		2▲1	5▲1	3▲1	2▲1	89▼-4
SE		2=	8▲4	3▲1	2=	85▼-5

Flash Eurobarometer 489 - Perceived independence of the national justice systems in the EU among the general public / Fieldwork: 29/03 - 09/04/2021

Base: n=25827 - All / ▼▲ Evolution 2021-2020 (comparison with Flash Eurobarometer 483, January 2020)

Flash Eurobarometer 489

Perceived independence of the national justice systems in the EU among the general public

Q2b_1 Could you tell me to what extent each of the following reasons explains your rating of the independence of the justice system in (THIS COUNTRY): No interference or pressure from government and politicians

		Very much	Somewhat	Not really	Not at all	Don't know/No Answer
EU27		22▼-1	39▼-1	21▲1	14▲2	4▼-1
BE		18▲4	41▼-2	25▼-2	13=	3=
BG		21▲9	41▼-2	20▲3	13▼-4	5▼-6
CZ		20▲3	49▲4	16▼-2	12▼-2	3▼-2
DK		31▲2	37▼-4	14▼-1	11▲3	9=
DE		26▼-1	38▼-2	15=	17▲3	4=
EE		27▲2	37▼-1	18▼-1	10▼-2	8▲1
IE		22=	45▲8	18▼-2	12▼-5	3▼-1
EL		16▲6	36▼-5	33▲3	13▼-2	3▼-1
ES		27▲8	39▼-4	19▼-1	13▼-1	2▼-2
FR		14▼-4	37▼-4	31▲5	12▲3	6=
HR		14▼-6	50▲8	15=	21▲8	0▼-10
IT		10▼-5	39▲6	39▲1	8▼-2	4=
CY		23▲6	51=	11▼-1	13▼-3	3▼-2
LV		21▼-1	43▲4	20▲2	12▼-2	3▼-3
LT		19▲1	54▲10	13=	9▼-9	5▼-3
LU		16▼-2	41▲5	22=	16▲4	6▼-6
HU		17▼-1	42▲2	17▼-5	16▼-2	9▲5
MT		22▲4	32▼-3	24▲7	16▼-5	6▼-3
NL		30▲2	42▼-5	13▼-1	11▲2	4▲2
AT		23▲2	48▼-3	12▼-3	14▲3	3=
PL		32=	35▲6	18▼-2	9▲1	6▼-4
PT		25▲4	47▼-7	9▲3	15▼-1	4▲1
RO		19▼-6	37▼-2	20▲5	19▲8	4▼-4
SI		36▲19	42▼-11	10▼-4	10▼-1	3▼-3
SK		19▼-4	43▲1	15=	17▲2	6=
FI		26▲2	44=	18=	9▼-2	4=
SE		18▼-18	33▲3	18▲3	26▲13	4=



Flash Eurobarometer 489 - Perceived independence of the national justice systems in the EU among the general public / Fieldwork: 29/03 - 09/04/2021

Base: n=13972 - If Very good or Fairly good at Q1 / ▼▲ Evolution 2021-2020 (comparison with Flash Eurobarometer 483, January 2020)

Flash Eurobarometer 489

Perceived independence of the national justice systems in the EU among the general public

Q2b_2 Could you tell me to what extent each of the following reasons explains your rating of the independence of the justice system in (THIS COUNTRY): No interference or pressure from economic or other specific interests

		Very much	Somewhat	Not really	Not at all	Don't know/No Answer
EU27		19▼-2	44▲2	21=	12▲1	4▼-1
BE		15▲2	46▲4	23▼-7	13▲1	3=
BG		19▲3	41=	23▲4	12▼-3	6▼-4
CZ		13▲1	51▲4	18▼-1	14=	5▼-3
DK		40▲5	25▼-7	13▼-1	13▲3	10=
DE		22▼-4	47▲3	15▼-1	13▲2	4=
EE		26▲6	40▲5	17▼-3	9▼-5	8▼-3
IE		22▼-5	42▲9	23▲3	9▼-7	3▼-1
EL		14▲3	39▼-4	30▼-1	15▲6	2▼-5
ES		18▲2	40▲2	28▲4	12▼-5	2▼-2
FR		14▼-3	42▼-2	28▲6	10=	6▼-1
HR		13▼-3	51▲1	21▲5	14▲3	1▼-7
IT		13▼-2	46▲9	30▼-5	6▼-4	5▲1
CY		25▲5	53▲10	12▼-1	8▼-8	2▼-7
LV		17=	49▲2	21▲2	10▼-3	3▼-1
LT		19▲5	54▲9	15▼-1	9▼-8	3▼-4
LU		15▼-2	48▲12	18▼-4	13=	7▼-7
HU		12▼-3	41▼-4	21▼-1	22▲10	6▼-2
MT		19▲1	33▲1	24▲7	13▼-8	11▼-2
NL		30▲2	40▼-3	14▼-1	11▲2	5▲1
AT		24▲1	45▼-4	13▼-2	14▲3	3▲1
PL		19▼-2	47▲11	21▼-2	8▼-3	5▼-5
PT		26▲3	48▲2	9▼-2	14▼-2	4=
RO		14▲2	43▼-5	21▲5	20▲6	2▼-7
SI		21▲6	48▼-10	14▲2	10=	8▲2
SK		10▼-5	52▲7	14=	16▲1	8▼-4
FI		26▲3	43▲1	17▼-3	12▲1	3▼-2
SE		20▼-13	29=	16▲1	31▲14	5▼-2













Flash Eurobarometer 489 - Perceived independence of the national justice systems in the EU among the general public / Fieldwork: 29/03 - 09/04/2021

Base: n=13972 - If Very good or Fairly good at Q1 / ▼▲ Evolution 2021-2020 (comparison with Flash Eurobarometer 483, January 2020)

Flash Eurobarometer 489

Perceived independence of the national justice systems in the EU among the general public

Q2b_3 Could you tell me to what extent each of the following reasons explains your rating of the independence of the justice system in (THIS COUNTRY): The status and position of judges sufficiently guarantee their independence

		Very much	Somewhat	Not really	Not at all	Don't know/No Answer
EU27		34▼-2	46▲4	11▼-1	5▲1	4▼-1
BE		28▲5	53▼-1	12▼-2	3▼-3	4▲1
BG		27▲12	50▲5	13▼-9	6▼-5	4▼-4
CZ		33▲1	45▲6	10▼-5	5=	7▼-2
DK		40▼-4	34▼-6	7▲2	5▲3	14▲5
DE		48▼-6	38▲5	7▲2	4▲1	4▼-1
EE		43▲1	36=	10▲1	4▲1	7▼-3
IE		31▼-7	45▲7	12▼-2	6▲2	5=
EL		19▲5	53▼-6	21▲1	3▼-1	4▲1
ES		33▲4	42▲3	18▼-2	6▼-3	2▼-2
FR		28▼-2	51▲5	11▼-3	5▲2	6▼-2
HR		16▲2	56=	14▼-2	11▲3	3▼-4
IT		16▼-6	66▲6	10▼-4	5▲4	4▲1
CY		28▲6	50▼-1	11▼-2	5=	6▼-3
LV		29▼-3	44▲3	15▼-1	6▼-1	5▲1
LT		23▲5	51▲2	13▲1	7▼-8	7=
LU		31▼-16	48▲19	11▲3	4▲3	6▼-9
HU		25=	51▲5	10▼-6	5▲1	8▲1
MT		35▼-7	36▲6	18▲6	3▼-2	9▼-4
NL		42▲2	41▼-3	9▼-2	5▲2	4▲1
AT		43▼-13	38▲10	7▼-1	7▲4	5▲1
PL		29▼-3	48▲10	18=	3▼-1	2▼-6
PT		19▼-1	45▲2	13▲2	17▼-4	6▲1
RO		25▲7	51=	14▼-1	7▲3	3▼-8
SI		23▼-3	54▲4	12▲2	7▲1	6▼-4
SK		22▼-3	55▲9	16=	4▼-3	4▼-3
FI		41▲5	43▼-3	9=	3▼-1	4▼-1
SE		40▲2	41▼-2	7▼-1	5▲1	7▼-1





Flash Eurobarometer 489 - Perceived independence of the national justice systems in the EU among the general public / Fieldwork: 29/03 - 09/04/2021

Base: n=13972 - If Very good or Fairly good at Q1 / ▼▲ Evolution 2021-2020 (comparison with Flash Eurobarometer 483, January 2020)

Flash Eurobarometer 489

Perceived independence of the national justice systems in the EU among the general public

Q2b_1f Could you tell me to what extent each of the following reasons explains your rating of the independence of the justice system in (THIS COUNTRY): No interference or pressure from government and politicians

		Very much	Somewhat	Not really	Not at all	Don't know/No Answer
EU27		12=	21▼-1	11=	8▲1	48▼-1
BE		12▲3	27=	16▼-1	9=	36▼-2
BG		7▲2	13▼-3	6=	4▼-2	70▲3
CZ		10=	25=	8▼-2	6▼-2	51▲4
DK		23▼-2	27▼-8	10▼-2	8▲1	32▲11
DE		21=	31=	12=	14▲3	23▼-4
EE		18▲4	25▲3	12▲1	6=	39▼-8
IE		16=	32▲5	13▼-2	9▼-4	29▲1
EL		9▲3	20▼-2	18▲2	7▼-1	47▼-2
ES		10▲2	15▼-4	7▼-2	5▼-1	63▲5
FR		8▼-2	21▼-2	18▲3	7▲2	47=
HR		2▼-3	9▼-2	3▼-1	4=	83▲5
IT		3▼-1	13▲3	13▲1	3▼-1	67▼-3
CY		11▲1	24▼-4	5▼-1	6▼-2	54▲6
LV		12▲2	24▲7	11▲3	7▲1	46▼-12
LT		10▲1	29▲7	7▲1	5▼-4	48▼-4
LU		12▼-1	31▲5	17▲1	12▲3	28▼-7
HU		7▼-2	17▼-2	7▼-4	7▼-2	63▲9
MT		15▲6	22▲4	16▲8	11=	35▼-18
NL		23▲1	32▼-5	10▼-1	9▲2	26▲2
AT		19▲1	40▼-4	10▼-2	12▲2	19▲3
PL		9▼-2	10=	5▼-2	3=	72▲3
PT		12▲4	22▲1	5▲2	7▲1	54▼-7
RO		10▲1	19▲4	10▲5	10▲6	51▼-15
SI		17▲9	20▼-3	4▼-1	5=	55▼-6
SK		5▼-1	12▲1	4=	5▲1	74▼-2
FI		21▲2	36=	15=	7▼-2	20=
SE		13▼-17	24▼-2	13=	18▲8	32▲10

























Flash Eurobarometer 489 - Perceived independence of the national justice systems in the EU among the general public / Fieldwork: 29/03 - 09/04/2021

Base: n=25827 - All / ▼▲ Evolution 2021-2020 (comparison with Flash Eurobarometer 483, January 2020)

Flash Eurobarometer 489

Perceived independence of the national justice systems in the EU among the general public

Q2b_2f Could you tell me to what extent each of the following reasons explains your rating of the independence of the justice system in (THIS COUNTRY): No interference or pressure from economic or other specific interests

		Very much	Somewhat	Not really	Not at all	Don't know/No Answer
EU27		10▼-1	24▲1	11=	7=	48▼-1
BE		10▲1	30▲4	15▼-4	8▲1	36▼-2
BG		6=	13▼-2	7=	4▼-2	71▲4
CZ		6=	26=	9▼-1	7▼-1	52▲3
DK		29=	18▼-9	9▼-2	10▲1	33▲11
DE		17▼-2	38▲4	12▼-1	10▲2	23▼-4
EE		17▲6	27▲6	11=	6▼-2	39▼-10
IE		16▼-4	31▲6	17▲2	7▼-5	29▲1
EL		7▲2	22▼-1	16=	9▲4	46▼-4
ES		7=	15▼-2	11=	4▼-3	63▲5
FR		8▼-2	24▼-1	16▲3	6=	47=
HR		2▼-2	9▼-3	4=	2=	83▲5
IT		4=	16▲4	10▼-1	2▼-1	68▼-3
CY		12▲1	25▲2	6▼-1	4▼-5	53▲4
LV		10▲2	28▲6	12▲3	6=	46▼-11
LT		10▲3	29▲6	8=	5▼-4	47▼-5
LU		12▼-1	37▲10	14▼-3	10=	28▼-7
HU		5▼-2	17▼-5	8▼-2	9▲3	62▲6
MT		13▲4	23▲6	17▲8	9▼-2	39▼-16
NL		23▲1	31▼-3	11▼-1	9▲2	27▲1
AT		20▲1	38▼-4	11▼-2	11▲2	19▲4
PL		6▼-2	14▲2	6▼-2	2▼-1	72▲3
PT		12▲3	23▲4	4=	7=	54▼-7
RO		7▲3	22▲4	11▲5	10▲5	50▼-16
SI		10▲4	22▼-2	7▲1	5▲1	57▼-4
SK		3▼-1	15▲3	4=	4▲1	74▼-3
FI		21▲3	35▲1	14▼-3	10▲1	20▼-1
SE		14▼-13	21▼-3	11▼-1	22▲8	33▲9



Flash Eurobarometer 489 - Perceived independence of the national justice systems in the EU among the general public / Fieldwork: 29/03 - 09/04/2021

Base: n=25827 - All / ▼▲ Evolution 2021-2020 (comparison with Flash Eurobarometer 483, January 2020)

Flash Eurobarometer 489

Perceived independence of the national justice systems in the EU among the general public

Q2b_3f Could you tell me to what extent each of the following reasons explains your rating of the independence of the justice system in (THIS COUNTRY): The status and position of judges sufficiently guarantee their independence

		Very much	Somewhat	Not really	Not at all	Don't know/No Answer
EU27		19▼-1	25▲2	6▼-1	3=	48▼-1
BE		18▲4	35▲1	8▼-1	2▼-2	37▼-2
BG		9▲3	16▼-1	4▼-4	2▼-2	70▲4
CZ		17▼-1	23▲1	5▼-3	3=	52▲3
DK		30▼-8	25▼-9	5▲1	4▲2	36▲14
DE		38▼-3	30▲5	6▲2	3▲1	23▼-5
EE		29▲4	24▲3	7▲1	3▲1	38▼-10
IE		22▼-6	33▲4	9▼-2	5▲2	31▲2
EL		10▲3	29▼-2	12▲1	2=	48▼-1
ES		13=	16▼-2	7▼-2	2▼-2	63▲5
FR		16▼-1	29▲3	6▼-2	3▲1	46▼-1
HR		3▼-1	10▼-4	2▼-1	2=	83▲6
IT		5▼-2	22▲4	4▼-1	2▲1	67▼-3
CY		14▲1	24▼-4	5▼-2	2=	55▲5
LV		17▲2	25▲6	9▲2	4▲1	47▼-10
LT		12▲3	28▲2	7▲1	4▼-4	49▼-3
LU		24▼-11	37▲15	9▲3	3▲2	27▼-9
HU		10▼-2	21▼-2	4▼-3	2=	63▲7
MT		24▲2	25▲9	12▲6	2=	37▼-17
NL		32▲1	31▼-3	7▼-2	4▲2	26▲2
AT		36▼-13	32▲7	6▼-1	6▲3	20▲3
PL		9▼-3	14▲1	5▼-1	1▼-1	71▲3
PT		9▲1	22▲4	6▲2	8=	55▼-7
RO		13▲6	26▲7	7▲2	3▲2	51▼-16
SI		11=	25▲4	5▲2	3▲1	56▼-6
SK		6=	15▲3	5=	1▼-1	73▼-3
FI		34▲4	36▼-3	8=	2▼-1	20▼-1
SE		28▼-3	29▼-6	5▼-2	4▲1	34▲10

Flash Eurobarometer 489 - Perceived independence of the national justice systems in the EU among the general public / Fieldwork: 29/03 - 09/04/2021

Base: n=25827 - All / ▼▲ Evolution 2021-2020 (comparison with Flash Eurobarometer 483, January 2020)

